

# PANOLA COUNTY SHERIFF'S OFFICE

Office: 903-693-0333  
Fax: 903-693-9366



314 W. Wellington  
Carthage, Texas 75633

June 11, 2024

**Sheriff Cutter Clinton**

The Honorable Rodger McLane  
Panola County Judge  
110 S. Sycamore  
Carthage, Texas 75633

Dear Judge McLane,

Please add the following item(s) to the next scheduled meeting of the Panola County Commissioner's Court:

Please record the retirement of Carrie Riddle as a Communications Officer for the Panola County Sheriff's Office effective June 30, 2024.

Sincerely,

A handwritten signature in black ink that reads "Cutter Clinton". The signature is stylized with a large, sweeping initial "C".

Cutter Clinton  
Sheriff

CC/lw

CC: Jennifer Stacy  
Joni Reed

**Honesty, Integrity, Service**

# PANOLA COUNTY SHERIFF'S OFFICE

Office: 903-693-0333  
Fax: 903-693-9366



314 W. Wellington  
Carthage, Texas 75633

June 11, 2024

**Sheriff Cutter Clinton**

The Honorable Rodger McLane  
Panola County Judge  
110 S. Sycamore  
Carthage, Texas 75633

Dear Judge McLane,

Please add the following item(s) to the next scheduled meeting of the Panola County Commissioner's Court:

Please record the resignation of Bruce Koch as a Reserve Deputy Sheriff for the Panola County Sheriff's Office effective June 6, 2024.

Sincerely,

A handwritten signature in black ink that reads "Cutter Clinton". The signature is stylized with a large, sweeping initial "C".

Cutter Clinton  
Sheriff

CC/lw

CC: Jennifer Stacy  
Joni Reed

**Honesty, Integrity, Service**

# PANOLA COUNTY SHERIFF'S OFFICE

Office: 903-693-0333  
Fax: 903-693-9366



314 W. Wellington  
Carthage, Texas 75633

June 13, 2024

**Sheriff Cutter Clinton**

The Honorable Rodger McLane  
Panola County Judge  
110 S. Sycamore  
Carthage, Texas 75633

Dear Judge McLane,

Please add the following item(s) to the next scheduled meeting of the Panola County Commissioner's Court:

Please record the employment of Drake Murry as a Detention Officer for the Panola County Sheriff's Office at a pay rate of \$19.02 per hour as well as the budgeted uniform allowance effective June 15, 2024.

Sincerely,

A handwritten signature in black ink that reads "Cutter Clinton". The signature is stylized with a large, sweeping initial "C".

Cutter Clinton  
Sheriff

CC/lw

CC: Jennifer Stacy  
Joni Reed

**Honesty, Integrity, Service**

June 13, 2024

FROM: Melanie Earle, Road and Bridge Warehouse Coordinator

TO: Joni Reed, County Treasurer

SUBJECT: EFFECTIVE DATE OF EMPLOYMENT:

Please be advised of the effective date of employment for Joshua Strong, Temporary Operator, for Panola County Road & Bridge Department, Pct.2, effective June 24, 2024 through December 12, 2024, at the rate of \$22.29 per hour.

Melanie Earle

*Melanie Earle*

Road and Bridge

Warehouse Coordinator



**NOTICE OF PROPOSED INSTALLATION  
PIPELINE AND/OR UTILITY LINES**

TO: THE PANOLA COUNTY COMMISSIONER'S COURT

c/o

PANOLA COUNTY ROAD & BRIDGE DEPARTMENT, CARTHAGE, TEXAS

Formal notice is hereby given that:

Gemini Carthage Pipeline, LLC proposes to place a  
(COMPANY NAME)

30" Steel line within the Right-of-Way  
(PIPE SIZE)

of County Road: 337 as follows:  
(NUMBER OF ROAD)

The proposed pipeline will cross under the indicated roads on the attached sheet. Installation shall be made by boring a total length of 50.51 Ft line in Panola County.

The location and description of the proposed line and appurtenances is more fully shown by the copies of the drawings attached to this notice. The line will be constructed and maintained on the County Right-of-Way as directed by the County Commissioners in accordance with current Panola County Specifications.

Construction of this line will begin on or after the 1st day of  
September 2024.

FIRM: Landmark Field Services, Inc  
BY: Shawn Harvey  
TITLE: Sr. Landman  
ADDRESS: 4139 S. Sego Lily Road  
Diana, Texas 75640  
PHONE: (903) 285-7774

# APPROVAL

June 18, 2024

TO: Gemini Carthage Pipeline, LLC  
Landmark Field Services, Inc.  
Attn: Shawn Harvey  
4139 S. Segó Lily Road  
Diana, Tx. 75640

RE: **County Road #337**

The Panola County Commissioners' Court offers no objection to the location on the right-of-way of your proposed **30" Steel line** within the right-of-way of **County Road #337** as shown by accompanying drawings and notice except as noted below.

It is expressly understood that the County Commissioners' Court does not purpose hereby, to grant any right, claim, title or easement in or upon this county road. It is further understood that in the future should for any reason the county need to work, improve, relocate, widen, increase, add to, or in any manner change the structure of this right-of-way, any required relocation of said lines shall be at the sole expense of owner.

All work on the county right-of-way shall be performed in accordance with the county instructions. The installations shall not damage any part of the road and adequate provisions must be made to cause minimum inconvenience to traffic and adjacent owners. Special specifications for placing this line are as follows:

1. All lines are to be installed a minimum of 36 inches below the flow line of the adjacent drainage or barrow ditch.
2. All excavation within the right-of-way and not under surfacing shall be backfilled by tamping in 6 inch horizontal layers. All surplus material shall be removed from the right-of-way and the excavation finished flush with surrounding natural ground.
3. Lines crossing under surfaced roads and under surfacing cross roads within the right-of-way shall be placed by boring. Boring shall extend from crown line to crown line. Gravity from sewer lines under roadways shall be cast iron pipe.
4. All lines, where practicable, shall be located to cross roadbed at approximately right angles thereto. No lines are to be installed under or within 50 feet of either end of any bridge. No lines shall be placed in any culvert or within 10 feet of the closest point of same.

5. Parallel line will be installed as near the right-of-way lines as is possible and no parallel line will be installed in the roadbed or between the drainage ditch and the roadbed without special permission of the Panola County Commissioners' Court.
6. Operations along roadbeds shall be performed in such manner that all excavated material be kept off the pavement at all times, as well as all operating equipment and materials. No equipment or installation procedures will be used which will damage any road surface or structures. The cost of any repairs to road surface, roadbed, structures or other right-of-way features as a direct result of this installation will be borne by the owner of this line.
7. Barricades, warning signs, lights, and flag man(men) when necessary shall be provided by the contractor or owner. One-half (1/2) of the traveled portion of the road must be open at all times.

Approved:   
COUNTY JUDGE

COMMISSIONERS:

Precinct #1 Billy Alexander  
Precinct #2 David A. Cole  
Precinct #3 Craig M. Lawless  
Precinct #4 Dale LaGrone

April 18, 2024

Williams Pipeline  
 23 HAY RCE PL Spine 30 Loop  
 30" Natural Gas Pipeline  
 Panola and Harrison Counties, Texas

**RE: Certification of Pipe Thickness**

Following is our calculation and determination that the proposed 30" x 0.625 X-70 LSAW DRL API 5L, PSLZ, FBE-ARO steel pipe will be adequate for the proposed Design MAOP of 1,440 psi for the Haynesville 23 HAY RCE Spine Loop gas line project.

The following crossings were analyzed and found acceptable: Mt. Zion Road, Waskom-Elysian Fields Road, and FM Road 451 located in Harrison County and the County Road 337 crossing in Panola County. Exhibits of each of these crossings can be found following this letter.

This pipe thickness analysis has been designed in accordance with CFR 192.105.

Please let us know if you have any questions regarding this approval.

Sincerely,

  
 Todd A. Erickson, PE  
 Principal



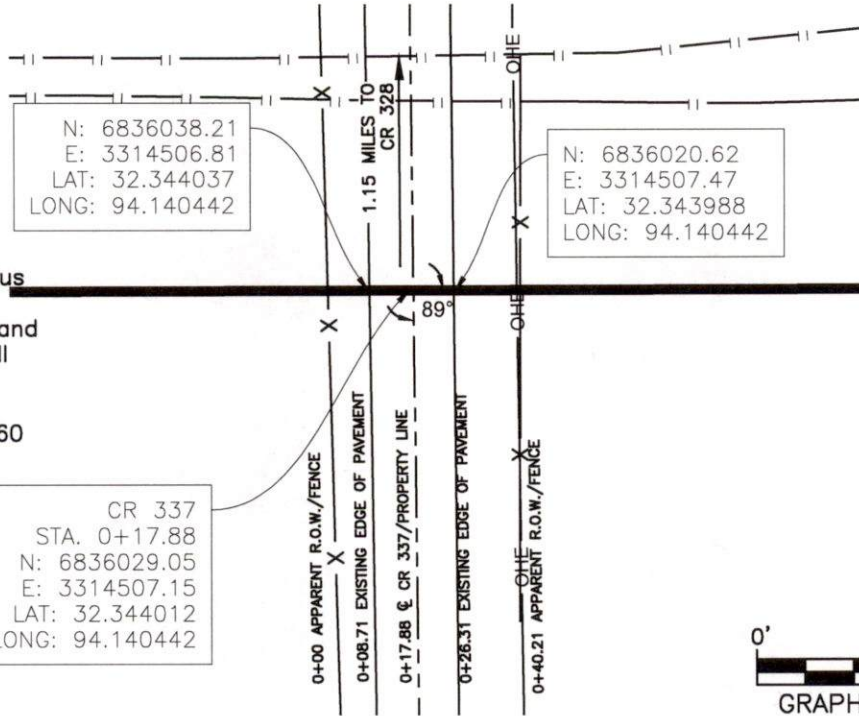
**Design Formula for Steel Pipe § 192.105**

	Input	Measure	Notes	CFR Specification
Design MAOP	1440	psig	Maximum Operating Pressure	
Diameter	30	Inches	Outside Diameter	
Wall Thickness	t	Inches	Solve	
Specified Minimum Yield Strength	70000	psi	X65 Pipe	§ 192.107
Design Factor	0.5	F	Class 3 Crossing	§ 192.111
Joint Factor		E		§ 192.113
Temperature Factor		T		§ 192.115
<hr/>				
<b>t = PD / 2SE</b>				
	0.617	Inches		
<hr/>				
<b>Proposed Crossing Pipe Thickness</b>				
	0.625	Inches		

BORE PIPE, DSAW, 30" x 0.625 X-70 LSAW DRL API 5L, PSL2, FBE-ARO

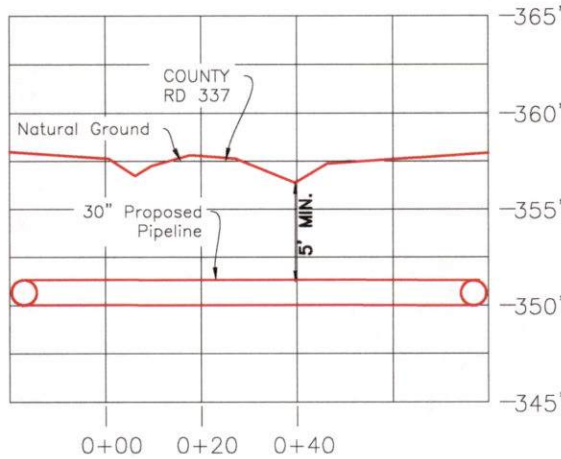
# EXHIBIT "A"

J.E. MYRICK SURVEY, A-444  
PANOLA COUNTY, TEXAS



PIPE DATA  
30" PIPE

PROFILE SCALE:  
HORIZONTAL : 40'  
VERTICAL : 10'



DRAWN	CRM	DATE	03/05/24
CHECKED	KNG		
SCALE	1"=40'	SHEET	1 OF 1
REV#	DATE	DESC.	
JOB NO. 380942			



NOTES:  
1) All bearings shown hereon are based on Texas State Plane Coordinate System, North Central Zone 4202, NAD 83, as derived from GPS Observations.  
2) Title information provided by Williams

## EXHIBIT "A"

WILLIAMS 30" PROPOSED  
PROPOSED PIPELINE CROSSING  
COUNTY ROAD 337  
J.E. MYRICK SURVEY, A-444  
PANOLA COUNTY, TEXAS

DRAWING NO.

380942\_CR\_337

REV.

0





30" Pipeline Crossing  
32.344012, -94.176442

County Road 337

County Road 337

County Road 337

County Road 337



NOTICE OF PROPOSE INSTALLATION  
PIPE AND / OR UTILITY LINES

DATE 06 / 15 / 2024

TO : THE PANOLA COUNTY COMMISSIONERS COURT

c / o

PANOLA COUNTY ROAD & BRIDGE DEPARTMENT

CARTHAGE, TEXAS

Formal notice is hereby given that:

Eastex Telephone Cooperative proposes to place a

1 1/2" line within the right-of-way

of County Road: 163 as follows:

The proposed pipeline will cross under the indicated roads on the attached sheet. Installation shall be made by boring total length of line in Panola County is 3.85 miles.

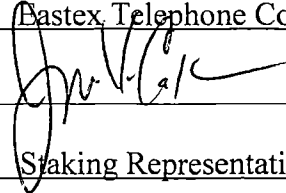
Work will begin near the intersection of the County Road 163 and County Road 164 and continue south on County Road 163, following 163 for 3 miles to its eastern intersection with County Road 164, crossing 164 and continuing north on 163 for another 0.85 of a mile to the intersection of 163 and County Road 1631 where work will end. We will be working on both sides of the road, placing 1 1/2" duct containing fiber optic cable, at a four foot minimum depth for the length of the job.

The location and description of the proposed line and appurtenances is more fully shown by the copies of drawings attached to this notice. The line will be constructed and maintained on the County Right-of-Way as directed by the County Commissioners in accordance with current Panola County Specifications.

Construction of this line will begin on or after the

15th day of June, 2024

FIRM : Eastex Telephone Cooperative

BY : 

TITLE : Staking Representative

ADDRESS : 3675 US Hwy 79 S

Henderson, TX 75654



PHONE : ( 903 ) 854-1000



# County Road 163

bore both sides of the road

## Legend

-  County Road 163
-  Friendship MBC

CR163





# APPROVAL

June 18, 2024

TO: Eastex Telephone Cooperative  
Attn: Jeremie Calhoun  
3675 US Hwy 79S  
Henderson, Tx. 75654

RE: **County Roads #163, #1631, #164, #165, & #169**

The Panola County Commissioners' Court offers no objection to the location on the right-of-way of your proposed **1 ½" lines** within the right-of-way of **County Roads #163, #1631, #164, #165, & #169** as shown by accompanying drawings and notice except as noted below.

It is expressly understood that the County Commissioners' Court does not purpose hereby, to grant any right, claim, title or easement in or upon this county road. It is further understood that in the future should for any reason the county need to work, improve, relocate, widen, increase, add to, or in any manner change the structure of this right-of-way, any required relocation of said lines shall be at the sole expense of owner.

All work on the county right-of-way shall be performed in accordance with the county instructions. The installations shall not damage any part of the road and adequate provisions must be made to cause minimum inconvenience to traffic and adjacent owners. Special specifications for placing this line are as follows:

1. All lines are to be installed a minimum of 36 inches below the flow line of the adjacent drainage or barrow ditch.
2. All excavation within the right-of-way and not under surfacing shall be backfilled by tamping in 6 inch horizontal layers. All surplus material shall be removed from the right-of-way and the excavation finished flush with surrounding natural ground.
3. Lines crossing under surfaced roads and under surfacing cross roads within the right-of-way shall be placed by boring. Boring shall extend from crown line to crown line. Gravity from sewer lines under roadways shall be cast iron pipe.
4. All lines, where practicable, shall be located to cross roadbed at approximately right angles thereto. No lines are to be installed under or within 50 feet of either end of any bridge. No lines shall be placed in any culvert or within 10 feet of the closest point of same.

5. Parallel line will be installed as near the right-of-way lines as is possible and no parallel line will be installed in the roadbed or between the drainage ditch and the roadbed without special permission of the Panola County Commissioners' Court.
6. Operations along roadbeds shall be performed in such manner that all excavated material be kept off the pavement at all times, as well as all operating equipment and materials. No equipment or installation procedures will be used which will damage any road surface or structures. The cost of any repairs to road surface, roadbed, structures or other right-of-way features as a direct result of this installation will be borne by the owner of this line.
7. Barricades, warning signs, lights, and flag man(men) when necessary shall be provided by the contractor or owner. One-half (1/2) of the traveled portion of the road must be open at all times.

Approved:   
COUNTY JUDGE

COMMISSIONERS:

Precinct #1 Billy Alexander  
Precinct #2 David A. Cole  
Precinct #3 Craig M. Lawless  
Precinct #4 Dale LaGrone

NOTICE OF PROPOSED INSTALLATION  
PIPE AND / OR UTILITY LINES

DATE 06/15/2024

TO : THE PANOLA COUNTY COMMISSIONERS COURT

c/o

PANOLA COUNTY ROAD & BRIDGE DEPARTMENT

CARTHAGE, TEXAS

Formal notice is hereby given that:

Eastex Telephone Cooperative proposes to place a  
1 1/2" line within the right-of-way  
of County Road: 1631 as follows:

The proposed pipeline will cross under the indicated roads on the attached sheet. Installation shall be made by boring total length of line in Panola County is 0.75 of a mile.


Work will begin near the intersection of the County Road 163 and County Road 1631 and continue east on County Road 1631 for 0.75 of a mile where work will end. We will be working on both sides of the road, placing 1 1/2" duct containing fiber optic cable, at a four foot minimum depth for the length of the job.

The location and description of the proposed line and appurtenances is more fully shown by the copies of drawings attached to this notice. The line will be constructed and maintained on the County Right-of-Way as directed by the County Commissioners in accordance with current Panola County Specifications.

Construction of this line will begin on or after the

15th day of June, 2024

FIRM : Eastex Telephone Cooperative

BY : 

TITLE : Staking Representative

ADDRESS : 3675 US Hwy 79 S

Henderson, TX 75654


PHONE : (903) 854-1000



# County Road 1631

bore both sides of the road

## Legend

 County Road 1631



Google Earth

Image © 2024 Airbus



300 ft



NOTICE OF PROPOSED INSTALLATION  
PIPE AND / OR UTILITY LINES

DATE 06 / 15 / 2024

TO : THE PANOLA COUNTY COMMISSIONERS COURT

c / o

PANOLA COUNTY ROAD & BRIDGE DEPARTMENT

CARTHAGE, TEXAS

Formal notice is hereby given that:

Eastex Telephone Cooperative proposes to place a  
1 1/2" line within the right-of-way  
of County Road: 164 as follows:

The proposed pipeline will cross under the indicated roads on the attached sheet. Installation shall be made by boring total length of line in Panola County is 5.2 miles.

Work will begin near the intersection of the Panola County Line and County Road 164 and continue east for 5.2 miles east to the intersection of County Road 164 and Farm to Market 1971 where work will end. We will be working on both sides of the road, placing 1 1/2" duct containing fiber optic cable, at a four foot minimum depth for the length of the job.

The location and description of the proposed line and appurtenances is more fully shown by the copies of drawings attached to this notice. The line will be constructed and maintained on the County Right-of-Way as directed by the County Commissioners in accordance with current Panola County Specifications.

Construction of this line will begin on or after the

15th day of June, 2024


FIRM : Eastex Telephone Cooperative  
BY : [Signature]  
TITLE : Staking Representative  
ADDRESS : 3675 US Hwy 79 S  
Henderson, TX 75654  
PHONE : (903) 854-1000

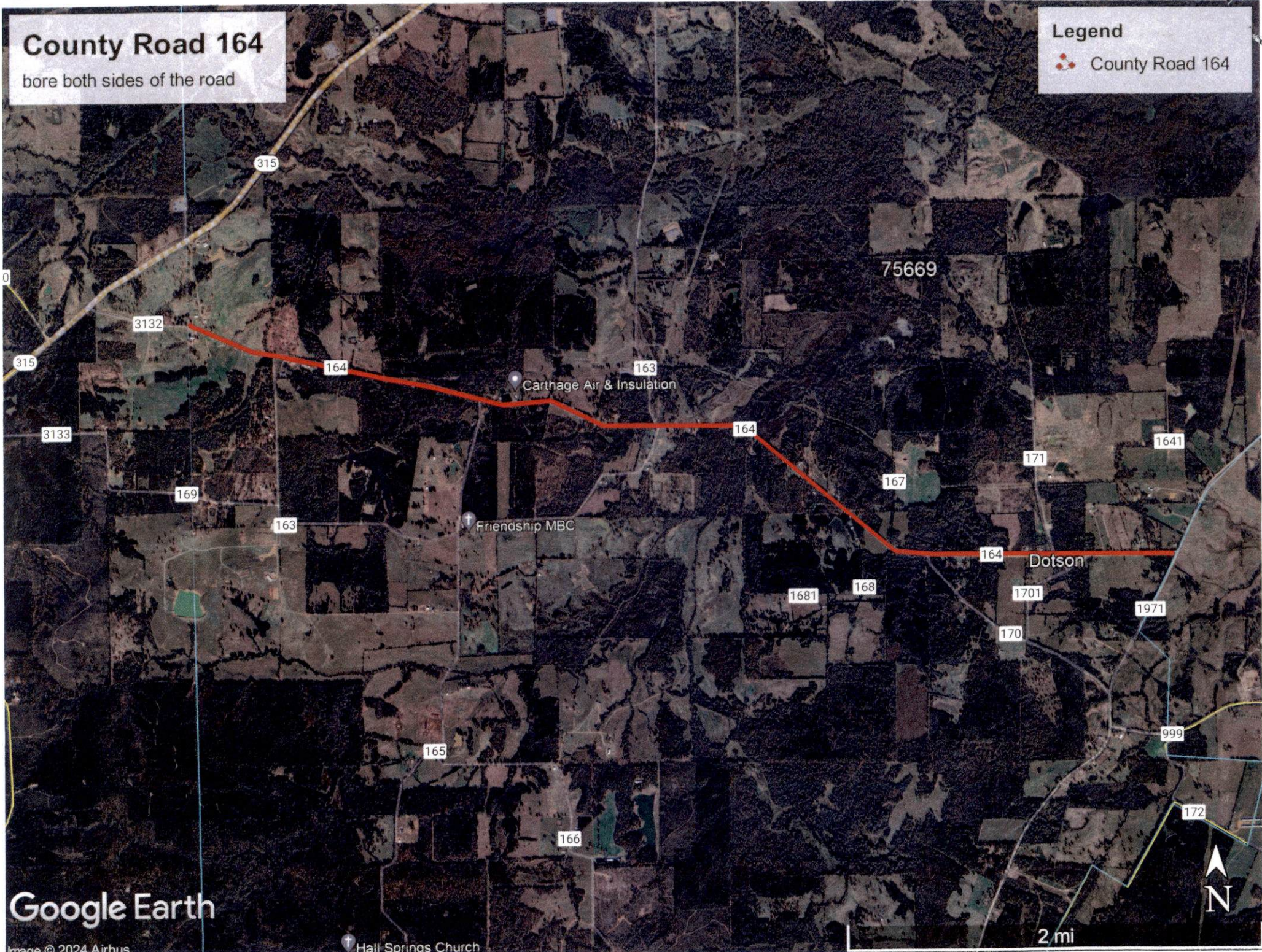


# County Road 164

bore both sides of the road

## Legend

 County Road 164



Google Earth

Image © 2024 Airbus

Hall Springs Church

2 mi





NOTICE OF PROPOSED INSTALLATION  
PIPE AND / OR UTILITY LINES

DATE 06 / 15 / 2024

TO : THE PANOLA COUNTY COMMISSIONERS COURT

c/o

PANOLA COUNTY ROAD & BRIDGE DEPARTMENT

CARTHAGE, TEXAS

Formal notice is hereby given that:

Eastex Telephone Cooperative proposes to place a  
1 1/2" line within the right-of-way  
of County Road: 165 as follows:

The proposed pipeline will cross under the indicated roads on the attached sheet. Installation shall be made by boring total length of line in Panola County is 1.1 miles.


Work will begin near the intersection of the County Road 164 and County Road 165 and continue south on County Road 165 for 1.1 miles where work will end. We will be working on both sides of the road, placing 1 1/2" duct containing fiber optic cable, at a four foot minimum depth for the length of the job.

The location and description of the proposed line and appurtenances is more fully shown by the copies of drawings attached to this notice. The line will be constructed and maintained on the County Right-of-Way as directed by the County Commissioners in accordance with current Panola County Specifications.

Construction of this line will begin on or after the

15th day of June, 2024

FIRM : Eastex Telephone Cooperative

BY : 

TITLE : Staking Representative

ADDRESS : 3675 US Hwy 79 S

Henderson, TX 75654



PHONE : ( 903 ) 854-1000

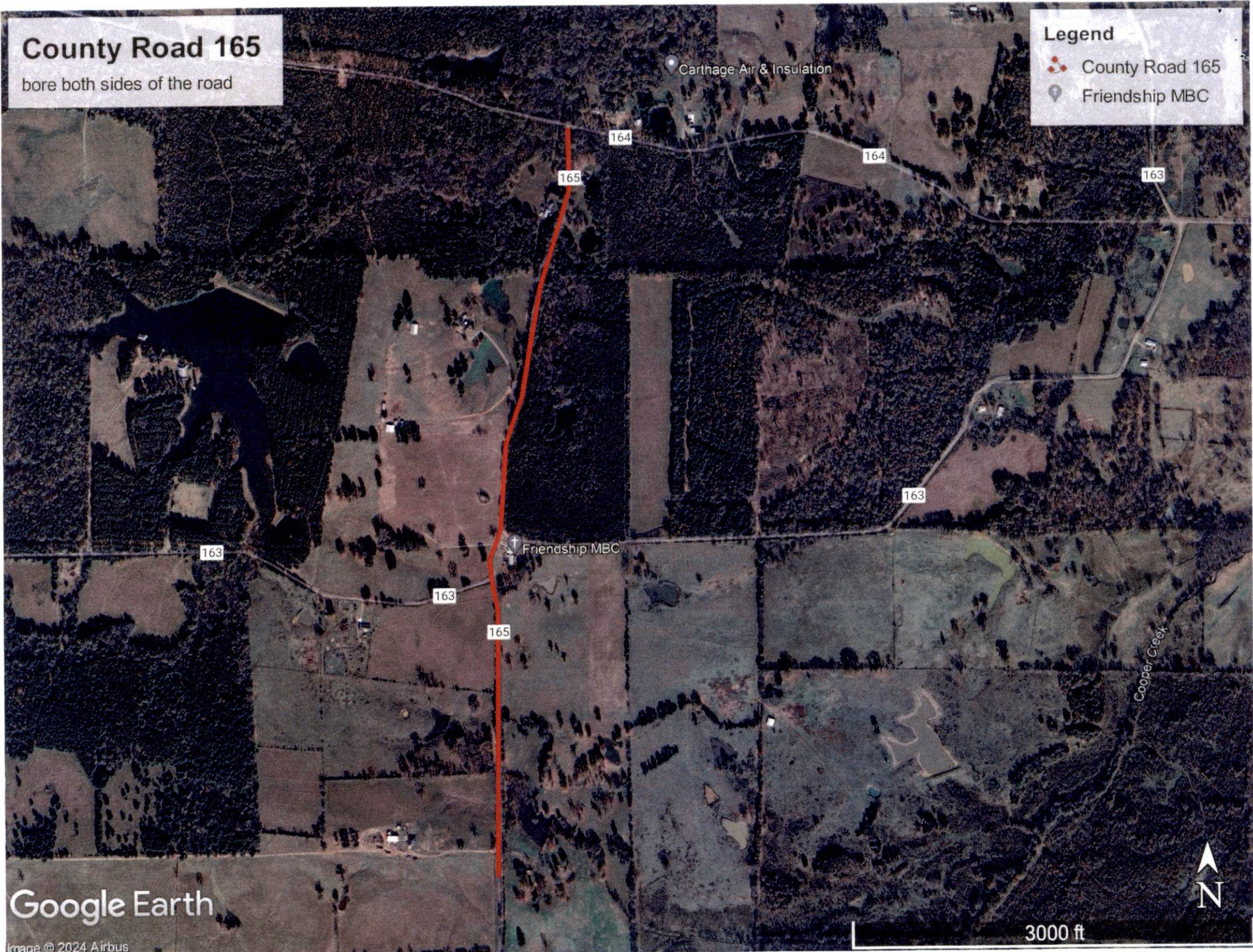


# County Road 165

bore both sides of the road

## Legend

-  County Road 165
-  Friendship MBC



Google Earth

Image © 2024 Airbus

3000 ft



NOTICE OF PROPOSED INSTALLATION  
PIPE AND / OR UTILITY LINES

DATE 06 / 15 / 2024

TO : THE PANOLA COUNTY COMMISSIONERS COURT

c / o

PANOLA COUNTY ROAD & BRIDGE DEPARTMENT

CARTHAGE, TEXAS

Formal notice is hereby given that:

Eastex Telephone Cooperative proposes to place a  
1 1/2" line within the right-of-way  
of County Road: 169 as follows:

The proposed pipeline will cross under the indicated roads on the attached sheet. Installation shall be made by boring total length of line in Panola County is 1.0 mile.


Work will begin near the intersection of the County Road 163 and County Road 169 and continue west on County Road 169 for 1.0 mile where work will end. We will be working on both sides of the road, placing 1 1/2" duct containing fiber optic cable, at a four foot minimum depth for the length of the job.

The location and description of the proposed line and appurtenances is more fully shown by the copies of drawings attached to this notice. The line will be constructed and maintained on the County Right-of-Way as directed by the County Commissioners in accordance with current Panola County Specifications.

Construction of this line will begin on or after the

15th day of June, 2024

FIRM : Eastex Telephone Cooperative

BY : 

TITLE : Staking Representative

ADDRESS : 3675 US Hwy 79 S

Henderson, TX 75654



PHONE : ( 903 ) 854-1000

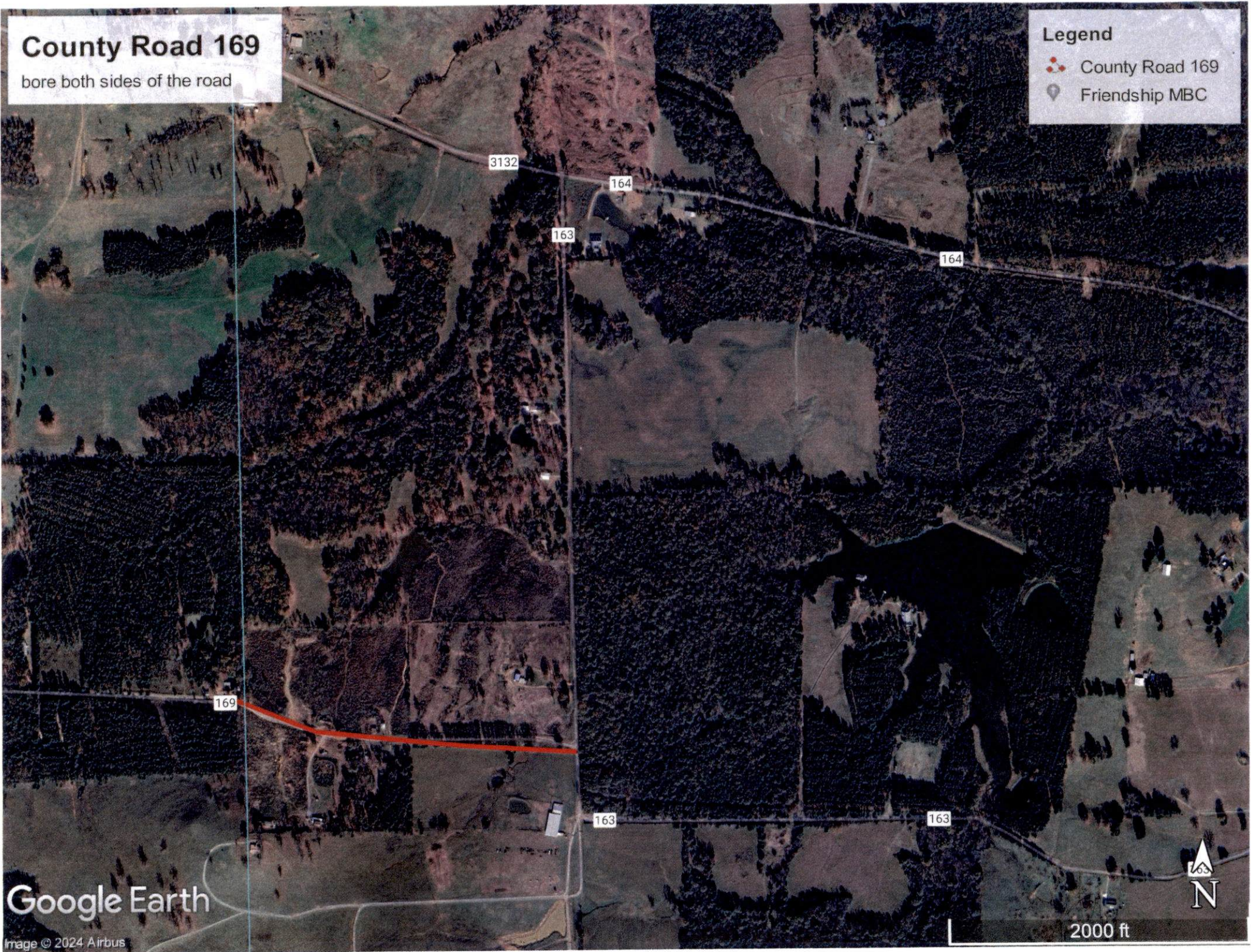


# County Road 169

bore both sides of the road

## Legend

-  County Road 169
-  Friendship MBC



Google Earth

Image © 2024 Airbus



2000 ft



**Analysis of the GASB 75 Liability  
For Other Post-Employment Benefits  
Of Panola County  
As of December 31, 2023**

Prepared by:

**Jeff Yeatman, ASA, MAAA**

512 328 5854  
email: [jyeatman@hauseactuarial.com](mailto:jyeatman@hauseactuarial.com)

May 9, 2024

**Analysis of the GASB 75 Liability  
For Panola County  
As of December 31, 2023**

**I. Scope**

Panola County contracted with Hause Actuarial Solutions, Inc. (d/b/a Hause Monnin Consulting) to perform an analysis of the liabilities generated by Other Post-Employment Benefits (OPEB) as required by Statement No. 75 of the Governmental Accounting Standards Board (GASB).

**II. Reliances**

In performing this analysis, Hause Actuarial Solutions, Inc. (HAS) received information provided by representatives of Panola County. Items such as census data, premium rates, eligibility requirements, and benefit structures were reviewed for reasonability but were relied upon without a formal independent audit.

**III. Limitations**

This report has been prepared for the use and benefit to Panola County in assessing the effect of GASB 75 on accounting for OPEB plans. It should not be relied upon for other purposes, and is not intended to benefit any other party. This report should be used only in its entirety.

**IV. Acknowledgement of Qualification**

I, Jeff Yeatman, am a Member of the American Academy of Actuaries, and I am an Associate of the Society of Actuaries. I am familiar with the subject matter of this report, and I am qualified by education and experience to provide the analysis and findings communicated herein.

**V. GASB Statement No. 75**

The Government Accounting Standards Board previously published Statement No. 45 regarding the accounting and financial reporting by employers for post employment benefits other than pensions. This document gave guidance regarding the methods and timing for reporting OPEB liabilities.

Effective for fiscal years beginning after June 15, 2017, GASB 75 replaces GASB 45 and represents a fundamental overhaul in the OPEB accounting and financial reporting standards. Both standards require a calculation of the present value of the liability for future non-pension benefits for employees and retirees, but the two standards differ in how the liability is disclosed on financial statements. While GASB 75 also brings in new restrictions in the choice of discount rates and actuarial methods, the most significant change is in the reporting of any unfunded accrued liability. GASB 45 required the disclosure of the unfunded actuarial accrued liability (UAAL) in the footnotes of the financial statement, but GASB 75

requires that the net OPEB obligation (NOL), a similar measure to the UAAL, be recognized on the balance sheet.

The benefits considered in the actuarial valuation are post employment healthcare benefits including medical, dental, vision, and other health related benefits. Other forms of post employment benefits – for example life insurance, disability, long-term care, and other benefits – when provided separately from a defined benefit pension plan – are also considered.

## **VI. Description of the Plans**

Employees who retire at the age of 60 or above with 8 years of TCDRS service are eligible to remain in the medical plan, and employees who retire with 30 or more years of service are eligible to remain in the plan regardless of their age at retirement. Employees whose attained age and years of TCDRS service combine to equal or exceed 75 are also eligible.

Life insurance coverage is not available to retirees. Dental insurance is on a voluntary basis and is not subsidized by Panola County. Medical benefits are provided through the Texas Association of Counties Insurance Pool (TAC). The monthly retiree rate as of the date of this valuation was \$1,212.61, and the monthly rate for the spouse of a retiree was \$666.20.

In 2007, Panola County established an irrevocable trust for the purpose of funding the County's retiree medical insurance obligations. The entire cost of the retiree's medical insurance coverage is currently paid from the funds in this trust, but no direct subsidy of dependent coverage is provided.

## **VII. Development of Medical Claim Costs**

The Texas Association of Counties Insurance Pool (TAC) is a large self-funded pool, but the rates that a specific group within the pool pays are based upon a blend of the experience of the pool and the experience of that group. This blend is based on the credibility of the specific group's experience. TAC then provides a rate to that group similar to an insurance company providing a rate to a fully insured group. For this reason, HAS chose to treat Panola County as if it was a fully insured group. HAS makes the assumption that TAC is appropriately pricing the benefits on a blended basis. HAS then "unblends" these rates to determine the true cost by age. This was straightforward since HAS had Panola County's census and HAS has a set of age/sex factors to unblend the rates and generate the same overall average cost. The end result is a table of rates by age that reflect the underlying increase in cost by age. The rates by age and gender used in the projections are listed in Appendix B.

## **VIII. GASB 75 Analysis and Results**

### **A. Assumptions**

The assumptions used in this analysis are outlined in Appendix A.

It is intended that these assumptions be the assumptions of Panola County. It is HAS's role to discuss the assumptions with Panola County, but it is the ultimate responsibility of Panola County to make the appropriate assumptions for valuing the liability.

Initial medical inflation was assumed to be 8.5% for pre-Medicare and 6% for post-Medicare, with both rates grading down to 5% in the ultimate.

Panola County did not provide a lapse study. For the first OPEB liability analysis HAS performed for Panola County, the County provided the year-end census data and terminations for a 3-year period. HAS analyzed the census data and developed its own set of lapse assumptions. For each subsequent analysis, Panola County has provided a list of employees that terminated in the prior year. HAS has monitored the lapse assumptions by applying the assumed lapse rates to the census information and comparing the expected terminations to the actual terminations. The resulting expected terminations have matched reasonably well with the actual terminations, and HAS has chosen to leave the lapse assumptions unchanged. HAS believes that these lapse assumptions are reasonable but Panola County should review these assumptions to determine if they agree.

Assumed rates of retirement were similarly derived from the data provided by Panola County. Starting with the 12/31/16 analysis, the retiree rates for employees between the ages of 65 and 75 were adjusted to better reflect actual experience. HAS continues to monitor the retirement assumptions by applying the assumed retirement rates to the census information and comparing the expected retirements to the actual retirements.

Rates of disability were derived from a Society of Actuaries study. These were not tested against Panola County experience.

Mortality assumptions were based on the PRI-2012 mortality tables (sex distinct), with adjustments for mortality improvements based on the MP-2021 scale.

The interest discount rate used in this analysis was 4.00%, based on the S&P Municipal Bond 20 Year High Grade Rate Index as of 12/29/23. This is consistent with the provisions in Paragraph 36 of Statement No. 75.

### **B. Census**

A summary of the census utilized in the analysis is included as Appendix C.

**C. Actuarial Method**

As required by Statement No. 75, the entry age actuarial cost method was used.

**D. Actuarial Present Value of Benefits**

Future OPEB benefits were projected for each employee and retiree included in the census data. The following chart summarizes the actuarial present value of future benefits for active employees and retirees.

<b>Actuarial Present Value of Benefits as of 12/31/23</b>			
<b>Category</b>	<b>Past Service</b>	<b>Future Service</b>	<b>Total</b>
Employees	16,420,130	23,570,636	39,990,766
Retirees	21,304,176	-	21,304,176
<b>Total</b>	<b>37,724,306</b>	<b>23,570,636</b>	<b>61,294,942</b>

The amount allocated to the current year of service for active employees is 1,836,885. This is referred to as the "service cost" under the GASB 75 standard. This equates to a percentage of 21.04% of Panola County's 2024 budgeted payroll of 8,731,697.

### E. Summary of Valuation Results

The following chart summarizes the valuation results as of 12/31/2023. The Total OPEB Liability is the portion of the actuarial present value of projected benefits allocated to service that has been accrued as of the valuation date. Additional information for financial disclosures is included as Appendix D.

<b>Total OPEB Liability (TOL)</b>	
Active Employees	16,420,130
Retirees	<u>21,304,176</u>
Total	37,724,306
<b>Fiduciary Net Position (FNP)</b>	39,798,411
<b>Net OPEB Liability (NOL)</b>	(2,074,105)
<b>Net OPEB Liability (NOL) - 1% Discount Rate Increase</b>	(7,025,049)
<b>Net OPEB Liability (NOL) - 1% Discount Rate Decrease</b>	4,094,314
<b>Net OPEB Liability (NOL) - 1% Healthcare Trend Increase</b>	5,118,756
<b>Net OPEB Liability (NOL) - 1% Healthcare Trend Decrease</b>	(7,641,979)
<b>Assumptions</b>	
Salary Scale	3.00%
Discount Rate	4.00%



## Appendix A

**Panola County - Retiree Medical Assumptions**

Latest benefit age	119
Medicare age	65

Medical Inflation		Pre-Medicare	Post-Medicare
Year	1	8.5%	6.0%
	2	8.2%	5.9%
	3	7.8%	5.8%
	4	7.5%	5.7%
	5	7.1%	5.6%
	6	6.8%	5.5%
	7	6.4%	5.4%
	8	6.1%	5.3%
	9	5.7%	5.2%
	10	5.4%	5.1%
	11	5.0%	5.0%
	12	5.0%	5.0%
	13	5.0%	5.0%
	14	5.0%	5.0%
	15+	5.0%	5.0%

Beginning pre medicare cost	1,212.61	EE
Beginning post medicare cost	1,212.61	EE
Beginning pre medicare cost	666.20	SP
Beginning post medicare cost	666.20	SP

Annual Termination Rates (Lapse with no benefits)					
Attained age less than 50			Attained Age	50	2.5%
Duration	1	20.0%	greater than or equal to 50	51	2.5%
	2	10.0%		52	2.5%
	3	9.0%		53	2.5%
	4	8.0%		54	2.5%
	5	5.0%		55	2.5%
	6	4.0%		56	2.5%
	7	3.0%		57	2.5%
	8	3.0%		58	2.5%
	9	3.0%		59	2.5%
	10	2.0%		60	2.5%
	11	2.0%		61	2.5%
	12	2.0%		62	2.5%
	13	2.0%		63	2.5%
	14	2.0%		64	2.5%
	15+	2.0%			

**Rates of Retirement**

0	0.0%
36	0.0%
37	0.0%
38	0.0%
39	0.0%
40	0.0%
41	0.0%
42	0.0%
43	0.0%
44	0.0%
45	4.5%
46	4.5%
47	4.5%
48	4.5%
49	4.5%
50	4.5%
51	4.5%
52	4.5%
53	4.5%
54	4.5%
55	4.5%
56	4.5%
57	4.5%
58	4.5%
59	4.5%
60	10.0%
61	15.0%
62	20.0%
63	20.0%
64	20.0%
65	25.0%
66	25.0%
67	25.0%
68	25.0%
69	25.0%
70	25.0%
71	25.0%
72	25.0%
73	25.0%
74	25.0%
75	100.0%

**Rates of Disability**

15	0.000%	43	0.137%
16	0.000%	44	0.151%
17	0.000%	45	0.166%
18	0.000%	46	0.184%
19	0.000%	47	0.203%
20	0.055%	48	0.225%
21	0.055%	49	0.248%
22	0.055%	50	0.274%
23	0.055%	51	0.302%
24	0.055%	52	0.333%
25	0.055%	53	0.366%
26	0.056%	54	0.401%
27	0.057%	55	0.439%
28	0.058%	56	0.479%
29	0.060%	57	0.521%
30	0.061%	58	0.565%
31	0.062%	59	0.612%
32	0.063%	60	0.662%
33	0.067%	61	0.714%
34	0.072%	62	0.769%
35	0.076%	63	0.824%
36	0.080%	64	0.880%
37	0.084%	65	0.935%
38	0.090%	66	0.000%
39	0.097%	67	0.000%
40	0.106%	68	0.000%
41	0.115%	69	0.000%
42	0.125%	70	0.000%

**Mortality**

PRI-2012 amount-weighted with MP-2021 scale  
mortality improvements

**Interest Discount**

4.00%

## Appendix B

**Panola County - Medical Costs by Age**

Age	Male EE	Female EE	Male Spouse	Female Spouse
15	543.65	883.04	548.52	921.85
16	543.65	883.04	548.52	921.85
17	543.65	883.04	548.52	921.85
18	543.65	883.04	548.52	921.85
19	543.65	883.04	548.52	921.85
20	543.65	883.04	548.52	921.85
21	543.65	883.04	548.52	921.85
22	543.65	883.04	548.52	921.85
23	543.65	883.04	548.52	921.85
24	543.65	883.04	548.52	921.85
25	543.65	883.04	548.52	921.85
26	543.65	883.04	548.52	921.85
27	543.65	883.04	548.52	921.85
28	567.67	901.66	574.94	942.33
29	591.68	920.29	601.36	962.82
30	615.70	938.91	627.77	983.30
31	639.72	957.53	654.19	1,003.79
32	663.73	976.15	680.61	1,024.27
33	698.28	994.78	718.61	1,044.76
34	732.83	1,013.40	756.62	1,065.24
35	767.38	1,032.02	794.62	1,085.73
36	801.93	1,050.65	832.63	1,106.22
37	836.48	1,069.27	870.63	1,126.70
38	864.42	1,090.59	901.36	1,150.15
39	892.35	1,111.91	932.09	1,173.60
40	920.29	1,133.23	962.82	1,197.06
41	948.22	1,154.55	993.55	1,220.51
42	976.15	1,175.87	1,024.27	1,243.96
43	1,018.79	1,229.04	1,071.18	1,302.45
44	1,061.43	1,282.21	1,118.08	1,360.94
45	1,104.07	1,335.39	1,164.98	1,419.43
46	1,146.71	1,388.56	1,211.89	1,477.92
47	1,189.35	1,441.73	1,258.79	1,536.41
48	1,253.31	1,476.53	1,329.14	1,574.69
49	1,317.26	1,511.33	1,399.50	1,612.97
50	1,381.22	1,546.13	1,469.85	1,651.25
51	1,445.18	1,580.93	1,540.21	1,689.54
52	1,509.14	1,615.74	1,610.56	1,727.82
53	1,573.10	1,651.76	1,680.91	1,767.44
54	1,637.05	1,687.78	1,751.27	1,807.07
55	1,701.01	1,723.81	1,821.62	1,846.69
56	1,764.97	1,759.83	1,891.98	1,886.32
57	1,828.93	1,795.85	1,962.33	1,925.95
58	1,920.82	1,848.05	2,063.41	1,983.37
59	2,012.71	1,900.26	2,164.50	2,040.79
60	2,104.61	1,952.46	2,265.58	2,098.21
61	2,196.50	2,004.66	2,366.66	2,155.63
62	2,288.39	2,056.86	2,467.74	2,213.05
63	2,377.12	2,152.20	2,565.34	2,317.93

**Panola County - Medical Costs by Age**

<u>Age</u>	<u>Male EE</u>	<u>Female EE</u>	<u>Male Spouse</u>	<u>Female Spouse</u>
64	2,465.85	2,247.54	2,662.94	2,422.81
65	566.32	566.32	566.32	566.32
66	575.92	575.92	575.92	575.92
67	585.50	585.50	585.50	585.50
68	597.87	597.87	597.87	597.87
69	610.26	610.26	610.26	610.26
70	622.64	622.64	622.64	622.64
71	635.02	635.02	635.02	635.02
72	647.41	647.41	647.41	647.41
73	655.61	655.61	655.61	655.61
74	663.80	663.80	663.80	663.80
75	671.99	671.99	671.99	671.99
76	680.19	680.19	680.19	680.19
77	688.38	688.38	688.38	688.38
78	692.38	692.38	692.38	692.38
79	696.38	696.38	696.38	696.38
80	700.37	700.37	700.37	700.37
81	704.37	704.37	704.37	704.37
82	708.37	708.37	708.37	708.37
83	712.45	712.45	712.45	712.45
84	716.56	716.56	716.56	716.56
85	720.70	720.70	720.70	720.70
86	724.87	724.87	724.87	724.87
87	729.08	729.08	729.08	729.08
88	733.32	733.32	733.32	733.32
89	737.60	737.60	737.60	737.60
90	741.90	741.90	741.90	741.90
91	746.25	746.25	746.25	746.25
92	750.64	750.64	750.64	750.64
93	755.04	755.04	755.04	755.04
94	759.49	759.49	759.49	759.49
95	763.98	763.98	763.98	763.98
96	768.49	768.49	768.49	768.49
97	773.05	773.05	773.05	773.05
98	777.64	777.64	777.64	777.64
99	777.64	777.64	777.64	777.64

## Appendix C

Active Employees - Male								
Attained Age	Years of Service							Total
	0 - 4	5 - 9	10 - 14	15 - 19	20 - 24	25 - 29	30+	
Under 20	0	0	0	0	0	0	0	0
20 - 24	11	0	0	0	0	0	0	11
25 - 29	5	2	0	0	0	0	0	7
30 - 34	11	1	1	0	0	0	0	13
35 - 39	4	4	1	1	0	0	0	10
40 - 44	4	1	3	0	1	0	0	9
45 - 49	10	1	2	1	2	0	0	16
50 - 54	5	1	1	0	0	0	0	7
55 - 59	5	2	0	1	1	0	0	9
60 - 64	3	1	0	0	0	0	1	5
Over 65	4	5	1	0	2	0	0	12
Total	62	18	9	3	6	0	1	99

Active Employees - Female								
Attained Age	Years of Service							Total
	0 - 4	5 - 9	10 - 14	15 - 19	20 - 24	25 - 29	30+	
Under 20	0	0	0	0	0	0	0	0
20 - 24	5	0	0	0	0	0	0	5
25 - 29	2	4	0	0	0	0	0	6
30 - 34	10	2	2	0	0	0	0	14
35 - 39	4	2	2	1	0	0	0	9
40 - 44	2	0	0	1	1	0	0	4
45 - 49	4	2	5	0	0	0	0	11
50 - 54	0	2	1	2	3	1	1	10
55 - 59	3	4	2	1	1	0	0	11
60 - 64	0	0	0	1	0	1	0	2
Over 65	1	1	0	0	0	0	1	3
Total	31	17	12	6	5	2	2	75

Retirees			
Attained Age	Male	Female	Total
Under 45	1	0	1
45 - 49	0	0	0
50 - 54	3	0	3
55 - 59	4	2	6
60 - 64	5	7	12
65 - 69	17	11	28
70 - 74	18	10	28
75 - 79	14	9	23
80 - 84	7	4	11
85 - 89	4	2	6
Total	73	45	118



## Appendix D

### OPEB Liability Summary

	<u>12/31/2022</u>	<u>12/31/2023</u>
Total OPEB Liability	33,927,432	37,724,306
Fiduciary Net Position	37,319,360	39,798,411
Net OPEB Liability	(3,391,928)	(2,074,105)
Valuation Date	12/31/2022	12/31/2023
Measurement Date	12/31/2022	12/31/2023
Actuarial Cost Method	Entry Age Normal	Entry Age Normal
Inflation	2.3%	2.3%
Salary Increases Including Inflation	3.0%	3.0%
Discount Rate	4.31%	4.00%
Discount Rate Basis	S&P Municipal Bond 20 Year High Grade Rate Index	S&P Municipal Bond 20 Year High Grade Rate Index
Participant Data as of:	<u>12/31/2022</u>	<u>12/31/2023</u>
Actives	160	174
Retirees	<u>120</u>	<u>118</u>
Total	280	292

**Reconciliation of Total OPEB Liability**

1. Total OPEB Liability at Beginning of Year	33,927,432
2. Service Cost	1,583,802
3. Interest Cost	1,530,534
4. Net Benefits Paid by Employer	-
5. Effect of Assumption Changes or Inputs	682,538
6. Total OPEB Liability at End of Year	37,724,306

**Reconciliation of Fiduciary Net Position**

1. Fiduciary Net Position at Beginning of Year	37,319,360
2. Earnings on Assets	1,733,311
3. Employer Contributions	2,389,737
4. Retiree Medical Premiums Paid	(1,643,997)
5. Expenses	-
6. Fiduciary Net Position at End of Year	39,798,411

**Net OPEB Liability**

1. Total OPEB Liability	37,724,306
2. Fiduciary Net Position	(39,798,411)
3. Net OPEB Liability (Asset)	(2,074,104)

## OPEB Expense

	<u>1/1/23 - 12/31/23</u>
Service Cost	1,583,802
Interest on Total OPEB Liability	1,530,534
Recognition of Deferred Inflows/Outflows of Resources	
-Recognition of economic/demographic gains or losses	-
-Recognition of assumption changes or inputs	(1,078,390)
OPEB Expense	2,035,946

**Schedule of Deferred Outflows (Inflows)**

<u>Deferred Outflows/(Inflows) of Resources Related to OPEB</u>	Original Amount	Date Established	Original Recognition Period	Amount	Balance of	Balance of
				Recognized in Expenses For Fiscal YE 12/31/2023	Deferred Inflows 12/31/2023	Deferred Outflows 12/31/2023
1. Net difference between projected and actual earnings	-	12/31/2023	-	-	-	-
	-	12/31/2022	-	-	-	-
	-	12/31/2021	-	-	-	-
	-	12/31/2020	-	-	-	-
	-	12/31/2019	-	-	-	-
	-	12/31/2018	-	-	-	-
		<b>Total</b>	-	-	-	-
2. Differences between expected and actual experience	-	12/31/2023	-	-	-	-
	-	12/31/2022	-	-	-	-
	-	12/31/2021	-	-	-	-
	-	12/31/2020	-	-	-	-
	-	12/31/2019	-	-	-	-
	-	12/31/2018	-	-	-	-
		<b>Total</b>	-	-	-	-
3. Changes in assumptions or inputs	682,538	12/31/2023	10.07	67,776	-	614,762
	(13,729,273)	12/31/2022	9.84	(1,395,025)	(10,939,223)	-
	304,553	12/31/2021	10.26	29,696	-	215,465
	793,780	12/31/2020	10.17	78,054	-	481,564
	4,069,608	12/31/2019	9.55	426,302	-	1,938,098
	(2,711,856)	12/31/2018	9.51	(285,193)	(1,000,698)	-
		<b>Total</b>		(1,078,390)	(11,939,921)	3,249,889




### Schedule of Changes in the OPEB Liability

	Fiscal Year Ending December 31									
	2023	2022	2021	2020	2019	2018	2017	2016	2015	2014
Service cost	1,583,802	2,695,336	2,425,022	1,980,177	1,384,904	1,666,934	N/A	N/A	N/A	N/A
Interest on total OPEB liability	1,530,534	961,913	907,101	1,055,276	1,278,599	1,081,229	N/A	N/A	N/A	N/A
Effect of plan changes	0	0	0	0	0	0	N/A	N/A	N/A	N/A
Effect of economic/demographic gains or (losses)	0	0	0	0	0	0	N/A	N/A	N/A	N/A
Effect of assumption changes or inputs	682,538	(13,729,273)	304,553	793,780	4,069,608	(2,711,856)	N/A	N/A	N/A	N/A
Benefit payments	0	0	0	0	0	0	N/A	N/A	N/A	N/A
Net change in total OPEB liability	3,796,874	(10,072,025)	3,636,676	3,829,233	6,733,112	36,307	N/A	N/A	N/A	N/A
Total OPEB liability, beginning	33,927,432	43,999,458	40,362,781	36,533,548	29,800,436	29,764,129	N/A	N/A	N/A	N/A
Total OPEB liability, ending	37,724,306	33,927,433	43,999,457	40,362,781	36,533,548	29,800,436	N/A	N/A	N/A	N/A
Fiduciary net position, beginning	37,319,360	35,683,816	34,405,153	33,392,784	32,057,566	31,007,407	N/A	N/A	N/A	N/A
Fiduciary net position, ending	39,798,411	37,319,360	35,683,816	34,405,153	33,392,784	32,057,566	N/A	N/A	N/A	N/A
Net OPEB liability, beginning	(3,391,928)	8,315,641	5,957,629	3,140,763	(2,257,130)	(1,243,278)	N/A	N/A	N/A	N/A
Net OPEB liability, ending	(2,074,105)	(3,391,928)	8,315,641	5,957,629	3,140,763	(2,257,130)	N/A	N/A	N/A	N/A
Covered payroll	8,731,697	7,942,357	7,612,324	7,647,125	7,333,874	7,139,612	N/A	N/A	N/A	N/A
Net OPEB liability as a % of covered payroll	-24%	-43%	109%	78%	43%	-32%	N/A	N/A	N/A	N/A

PANOLA COUNTY, TEXAS

AUDITOR'S REPORT



For the Month Ending

MAY 31, 2024

Jennifer Stacy  
Panola County Auditor

## TABLE OF CONTENTS

	<b>Page Number</b>
<b>1. Combined Balance Sheet Report</b>	<b>1</b>
<b>2. Auditor's Monthly Revenue and Expense report</b>	<b>2</b>
<b>3. Fund Balance Report</b>	<b>3</b>
<b>4. Cash Balance Report</b>	<b>4</b>
<b>5. Panola County Revenue budget report</b>	<b>6</b>
<b>6. Panola County Expenditure budget report</b>	<b>10</b>
<b>7. Probation Departments Revenue budget report</b>	<b>14</b>
<b>8. Probation Departments Expenditure budget report</b>	<b>16</b>
<b>9. Panola County Investment report</b>	<b>18</b>

**PANOLA COUNTY MAY 2024 FINANCIAL REPORT**

**CASH**

110 - CREDIT CARD CLEARING FUND	\$	5,727.15
112 - JP CREDIT CARD CLEARING	\$	24,674.69
252 - PANOLA COUNTY AUCTION PROCEEDS	\$	197.56
599 - PROBATION POOLED CASH FUND	\$	539,886.03
813 - AMERICAN RESCUE PLAN	\$	1,116,368.25
875 - ROCKHILL WSC	\$	8,575.00
968 - PANOLA COUNTY RETIREE HEA	\$	528,404.51
974 - CHILD SUPPORT PAYMENTS/EXPERTPAY	\$	0.04
999 - POOLED CASH FUND	\$	5,798,316.05
<b>TOTAL CASH</b>	<b>\$</b>	<b>8,022,149.28</b>

**INVESTMENTS**

CERTIFICATES OF DEPOSIT	\$	100,616,800.00
	\$	100,616,800.00

**OTHER ASSETS**

RECEIVABLES	\$	4,645.95
CASH CHANGE FUND	\$	2,850.00
INTANGIBLE ROYALTY INTEREST	\$	7,600.00
<b>TOTAL OTHER ASSETS</b>	<b>\$</b>	<b>15,095.95</b>

<b>TOTAL ASSETS</b>	<b>\$</b>	<b>108,654,045.23</b>
---------------------	-----------	-----------------------

**LIABILITIES**

LESS PAYABLES	\$	(781,727.33)
---------------	----	--------------

<b>FUND BALANCE AS OF MAY 31, 2024</b>	<b>\$</b>	<b>107,872,317.90</b>
--	-----------	-----------------------

**THIS REPORT IS UNAUDITED**

**I, JENNIFER STACY, COUNTY AUDITOR PANOLA COUNTY, TEXAS, CERTIFY THAT THE ABOVE AND FOREGOING IS TRUE TO THE BEST OF MY KNOWLEDGE.**

*Jennifer Stacy*      6.14.24

---



**PANOLA COUNTY AUDITOR'S MONTHLY REPORT  
MAY 2024**

FUND NUMBER & NAME	BALANCE			BALANCE
	May 1, 2024	REVENUES	EXPENDITURES	May 31, 2024
100 - GENERAL	40,830,596.57	277,618.06	1,472,374.52	39,635,840.11
130 - LAW LIBRARY	105,323.37	1,511.70	1,005.28	105,829.79
140 - COUNTY JUVENILE DELINQUENCY PREV	175.47	0.60		176.07
150 - COURTHOUSE SECURITY	270,866.09	1,527.84		272,393.93
160 - RECORDS MANAGEMENT	33,937.26	145.89		34,083.15
162 - COUNTY & DISTRICT COURT TECH	8,753.55	44.05		8,797.60
165 - COURT RECORD PRESERVATION	16,693.50	57.29		16,750.79
166 - DISTRICT COURT RECORDS TECH	25,472.62	102.89		25,575.51
168 - DISTRICT CLERK REC MGT & PRES	33,469.98	1,147.07		34,617.05
170 - COUNTY CLERK RECORDS PRES	677,977.70	8,967.15		686,944.85
175 - ARCHIVE FEES	595,254.98	8,244.77		603,499.75
180 - JUSTICE COURT TECHNOLOGY	121,909.76	379.85		122,289.61
190 - V.I.T. INTEREST	4,792.45	16.45		4,808.90
195 - ELECTION SERVICES CONTRAC	33,382.01	29,489.05		62,871.06
200 - ROAD & BRIDGE	15,787,951.20	136,024.84	503,599.35	15,420,376.69
300 - FM & LATERAL	3,111,002.72	10,593.68	27,985.28	3,093,611.12
700 - HOT CHECK FEE	35,238.23			35,238.23
720 - PRETRIAL INTERVENTION PROGRAM FUND	32,553.43	1,817.55		34,370.98
800 - SHERIFF'S STATE FORFEITURE	21,394.43	63.65	2,000.00	19,458.08
810 - JAIL COMMISSARY FUND	62,838.52	1,940.42		64,778.94
820 - D A FORFEITURE	36,493.54	5,240.37		41,733.91
830 - STATE APPORTIONMENT - DA	2,843.92	9,207.21		12,051.13
835 - STATE LONGEVITY PAY SUPPL	520.34		407.59	112.75
840 - CONST.PCT.2 STATE FORFEIT	1,129.11	3.87		1,132.98
842 - CONST.PCT.1 STATE FORFEIT	211.05	0.72		211.77
860 - SHERIFF FEDERAL FORFEITUR	8,537.57	29.30		8,566.87
862 - CDA FEDERAL FORFEITURE	63,891.86	219.26		64,111.12
866 - CONSTABLE PCT 2&3 FEDERAL	345.18	1.18		346.36
881 - CHILD PROTECTIVE SERVICES	138,207.72	1,098.73		139,306.45
882 - OPIOID SETTLEMENT FUND	31,369.14	107.65		31,476.79
883 - HEALTH FUND	4,195,066.65	12,183.86	1,325.44	4,205,925.07
885 - AIRPORT	420,484.92	22,875.19	5,854.99	437,505.12
920 - ROAD BOND 1971	321,946.35	831.77		322,778.12
940 - PERMANENT IMPROVEMENT	252,984.17	607.81		253,591.98
950 - JAIL IMPROVEMENT FUND	501.70	1.72		503.42
110-112 - CREDIT CARD CLEARING		74.16		74.16
252 - PANOLA COUNTY AUCTION PROCEEDS	196.98	0.58		197.56
410-420 - COMMUNITY SUPER. & CORRECTIONS	54,649.04	16,332.83	29,098.65	41,883.22
481 - DRUG COURT PROGRAM	33,495.61	258.05	1,630.00	32,123.66
520-585 - JUVENILE PROB	816,282.66	19,671.24	20,609.35	815,344.55
813 - AMERICAN RESCUE PLAN	1,417,117.06	3,993.97	304,742.78	1,116,368.25
875 - ROCKHILL WSC	9,050.00		475.00	8,575.00
974 - EXPERTPAY	0.04			0.04
968 - PANOLA COUNTY RETIREE HEALTH	39,987,710.10	211,193.07	142,817.76	40,056,085.41
<b>GRAND TOTAL ALL FUNDS</b>	<b>109,602,618.55</b>	<b>783,625.34</b>	<b>2,513,925.99</b>	<b>107,872,317.90</b>

THIS REPORT IS UNAUDITED
BANK ACCOUNTS
PANOLA COUNTY POOLED CASH
ALL OTHER BANK ACCOUNTS



Fund	Beginning Balance	Total Revenues	Total Expenses	Ending Balance
100 - GENERAL	25,574,417.51	21,503,698.34	7,442,275.74	39,635,840.11
110 - CREDIT CARD CLEARING FUND	0.00	24.94	0.00	24.94
112 - JP CREDIT CARD CLEARING	0.00	49.22	0.00	49.22
130 - LAW LIBRARY	102,367.05	7,483.86	4,021.12	105,829.79
140 - COUNTY JUVENILE DELINQUENCY PREVENTION FUND	173.66	2.41	0.00	176.07
150 - COURTHOUSE SECURITY	265,954.16	10,699.59	4,259.82	272,393.93
160 - RECORDS MANAGEMENT	33,314.65	772.16	3.66	34,083.15
162 - COUNTY & DISTRICT COURT T	8,561.06	236.54	0.00	8,797.60
165 - COURT RECORD PRESERVATION	16,516.74	234.05	0.00	16,750.79
166 - DISTRICT COURT RECORDS TECHNOLOGY	25,138.07	437.44	0.00	25,575.51
168 - DISTRICT CLERK RECORDS MANAGEMENT & PRESERVATION	29,576.26	5,040.79	0.00	34,617.05
170 - COUNTY CLERK RECORDS PRES	647,524.49	39,420.36	0.00	686,944.85
175 - ARCHIVE FEES	567,129.67	36,370.08	0.00	603,499.75
180 - JUSTICE COURT TECHNOLOGY	118,006.85	4,282.76	0.00	122,289.61
190 - V.I.T. INTEREST	5,060.26	57.52	308.88	4,808.90
195 - ELECTION SERVICES CONTRAC	33,035.99	29,835.07	0.00	62,871.06
200 - ROAD & BRIDGE	9,642,141.45	7,955,391.27	2,177,156.03	15,420,376.69
252 - PANOLA COUNTY AUCTION PROCEEDS	194.73	2.83	0.00	197.56
300 - FM & LATERAL	2,601,736.46	740,621.56	248,746.90	3,093,611.12
410 - SUPERVISION	12,958.91	270,831.42	245,479.09	38,311.24
420 - COMMUNITY CORRECTIONS SUPERVISION SERVICES	0.00	40,139.00	36,567.02	3,571.98
481 - PANOLA COUNTY CSCD ADULT DRUG COURT	34,689.41	2,466.75	5,032.50	32,123.66
520 - PANOLA JUVENILE PROBATION	74,306.54	15,783.64	0.00	90,090.18
530 - JUVENILE TITLE IV-E	143,227.22	3,880.06	0.00	147,107.28
552 - REGIONAL DIVERSION ALTERNATIVES PROGRAM	0.00	1,408.11	0.00	1,408.11
560 - TJPC/A/183(REGULAR)	0.00	182,623.00	64,724.44	117,898.56
572 - PROBATION PAYROLL FUND	0.00	0.00	0.00	0.00
585 - LOCAL MATCH FUNDING/ CALE	392,906.44	225,000.00	161,353.08	456,553.36
587 - STATE SALARY ADJUSTMENT F	0.00	7,085.28	4,798.22	2,287.06
700 - HOT CHECK FEE	35,697.23	405.00	864.00	35,238.23
720 - PRETRIAL INTERVENTION PROGRAM FUND	30,123.49	4,247.49	0.00	34,370.98
800 - SHERIFF'S STATE FORFEITUR	23,161.96	296.12	4,000.00	19,458.08
810 - JAIL COMMISSARY FUND	58,109.79	6,669.15	0.00	64,778.94
813 - AMERICAN RESCUE PLAN FUND	157,603.22	1,559,164.87	600,399.84	1,116,368.25
820 - D A FORFEITURE	42,960.21	5,673.70	6,900.00	41,733.91
830 - STATE APPORTIONMENT - DA	2,012.33	18,463.84	8,425.04	12,051.13
835 - STATE LONGEVITY PAY SUPPL	0.00	1,554.18	1,441.43	112.75
840 - CONST.PCT.2 STATE FORFEIT	1,117.40	15.58	0.00	1,132.98
842 - CONST.PCT.1 STATE FORFEIT	208.86	2.91	0.00	211.77
860 - SHERIFF FEDERAL FORFEITUR	8,449.08	117.79	0.00	8,566.87
862 - CDA FEDERAL FORFEITURE	63,229.58	881.54	0.00	64,111.12
866 - CONSTABLE PCT 2&3 FEDERAL	341.61	4.75	0.00	346.36
875 - ROCK HILL WSC	0.00	10,000.00	1,425.00	8,575.00
881 - CHILD PROTECTIVE SERVICES	148,620.97	5,203.64	14,518.16	139,306.45
882 - OPIOID SETTLEMENT FUND	26,154.22	5,322.57	0.00	31,476.79
883 - HEALTH FUND	4,128,829.23	85,048.97	7,953.13	4,205,925.07
885 - AIRPORT	460,499.70	78,857.49	101,852.07	437,505.12
920 - ROAD BOND 1971	318,538.31	4,239.81	0.00	322,778.12
940 - PERMANENT IMPROVEMENT	250,319.85	3,272.13	0.00	253,591.98
950 - JAIL IMPROVEMENT FUND	496.51	6.91	0.00	503.42
968 - PANOLA COUNTY RETIREE HEA	39,798,410.51	966,922.42	709,247.52	40,056,085.41
974 - CHILD SUPPORT PAYMENTS/EXPERTPAY	0.04	0.00	0.00	0.04
<b>Report Total:</b>	<b>85,883,821.68</b>	<b>33,840,248.91</b>	<b>11,851,752.69</b>	<b>107,872,317.90</b>



Panola County, Texas

# Treasurers Report Summary

Date Range: 05/01/2024 - 05/31/2024

Fund	Beginning Cash Balance	Revenues	Expenses	Net Change Assets	Net Change Liabilities	Calculated Ending Balance	Actual Ending Balance	Calculated - Actual Ending
100 - GENERAL	3,381,168.44	293,916.16	1,472,374.52	300,000.00	-30,250.87	1,932,960.95	1,932,960.95	0.00
110 - CREDIT CARD CLEARING FUND	13,337.81	24.94	0.00	0.00	7,635.60	5,727.15	5,727.15	0.00
112 - JP CREDIT CARD CLEARING	25,718.20	49.22	0.00	0.00	1,092.73	24,674.69	24,674.69	0.00
130 - LAW LIBRARY	51,323.37	1,568.27	1,005.28	0.00	0.00	51,886.36	51,886.36	0.00
140 - COUNTY JUVENILE DELINQUENCY PREVENTION FUND	175.47	0.60	0.00	0.00	0.00	176.07	176.07	0.00
150 - COURTHOUSE SECURITY	83,866.09	1,736.43	0.00	0.00	0.00	85,602.52	85,602.52	0.00
160 - RECORDS MANAGEMENT	27,937.26	134.49	0.00	0.00	0.00	28,071.75	28,071.75	0.00
162 - COUNTY & DISTRICT COURT T	8,753.55	44.05	0.00	0.00	0.00	8,797.60	8,797.60	0.00
165 - COURT RECORD PRESERVATION	16,693.50	57.29	0.00	0.00	0.00	16,750.79	16,750.79	0.00
166 - DISTRICT COURT RECORDS TECHNOLOGY	25,472.62	102.89	0.00	0.00	0.00	25,575.51	25,575.51	0.00
168 - DISTRICT CLERK RECORDS MANAGEMENT & PRESERVATION	33,469.98	1,147.07	0.00	0.00	0.00	34,617.05	34,617.05	0.00
170 - COUNTY CLERK RECORDS PRES	274,977.70	9,603.52	0.00	0.00	0.00	284,581.22	284,581.22	0.00
175 - ARCHIVE FEES	542,254.98	8,301.34	0.00	0.00	0.00	550,556.32	550,556.32	0.00
180 - JUSTICE COURT TECHNOLOGY	57,909.76	454.10	0.00	0.00	0.00	58,363.86	58,363.86	0.00
190 - V.I.T. INTEREST	4,792.45	16.45	0.00	0.00	0.00	4,808.90	4,808.90	0.00
195 - ELECTION SERVICES CONTRAC	33,382.01	29,489.05	0.00	0.00	0.00	62,871.06	62,871.06	0.00
200 - ROAD & BRIDGE	1,293,003.48	140,161.24	503,599.35	30,000.00	-112,694.92	1,012,260.29	1,012,260.29	0.00
252 - PANOLA COUNTY AUCTION PROCEEDS	196.98	0.58	0.00	0.00	0.00	197.56	197.56	0.00
300 - FM & LATERAL	217,335.11	13,563.40	27,985.28	0.00	-68.90	202,982.13	202,982.13	0.00
410 - SUPERVISION	47,126.08	16,332.83	25,147.67	0.00	-37.36	38,348.60	38,348.60	0.00
420 - COMMUNITY CORRECTIONS SUPERVISION SERVICES	7,522.96	0.00	3,950.98	0.00	0.00	3,571.98	3,571.98	0.00
481 - PANOLA COUNTY CSCD ADULT DRUG COURT	33,495.61	258.05	1,630.00	0.00	0.00	32,123.66	32,123.66	0.00
520 - PANOLA JUVENILE PROBATION	38,821.81	1,268.37	0.00	0.00	0.00	40,090.18	40,090.18	0.00
530 - JUVENILE TITLE IV-E	46,967.41	139.87	0.00	0.00	0.00	47,107.28	47,107.28	0.00
552 - REGIONAL DIVERSION ALTERNATIVES PROGRAM	1,408.11	0.00	0.00	0.00	0.00	1,408.11	1,408.11	0.00
560 - TJPC/A/183(REGULAR)	105,914.52	18,263.00	6,278.96	0.00	0.00	117,898.56	117,898.56	0.00
572 - PROBATION PAYROLL FUND	418.59	0.00	0.00	0.00	-38.84	457.43	457.43	0.00
585 - LOCAL MATCH FUNDING/ CALE	270,365.03	0.00	13,811.67	0.00	-39.81	256,593.17	256,593.17	0.00
587 - STATE SALARY ADJUSTMENT F	2,805.78	0.00	518.72	0.00	0.00	2,287.06	2,287.06	0.00
700 - HOT CHECK FEE	14,238.23	0.00	0.00	0.00	0.00	14,238.23	14,238.23	0.00
720 - PRETRIAL INTERVENTION PROGRAM FUND	32,553.43	1,817.55	0.00	0.00	0.00	34,370.98	34,370.98	0.00
800 - SHERIFF'S STATE FORFEITUR	9,394.43	81.33	2,000.00	0.00	0.00	7,475.76	7,475.76	0.00
810 - JAIL COMMISSARY FUND	62,838.52	1,940.42	0.00	0.00	0.00	64,778.94	64,778.94	0.00
813 - AMERICAN RESCUE PLAN FUND	1,417,117.06	3,993.97	304,742.78	0.00	0.00	1,116,368.25	1,116,368.25	0.00
820 - D A FORFEITURE	32,493.54	5,240.37	0.00	0.00	0.00	37,733.91	37,733.91	0.00
830 - STATE APPORTIONMENT - DA	2,843.92	9,207.21	0.00	0.00	0.00	12,051.13	12,051.13	0.00
835 - STATE LONGEVITY PAY SUPPL	-319.66	0.00	407.59	0.00	0.00	-727.25	-727.25	0.00

Treasurers Report

Date Range: 05/01/2024 - 05/31/2024

Fund	Beginning Cash Balance	Revenues	Expenses	Net Change Assets	Net Change Liabilities	Calculated Ending Balance	Actual Ending Balance	Calculated - Actual Ending
840 - CONST.PCT.2 STATE FORFEIT	1,129.11	3.87	0.00	0.00	0.00	1,132.98	1,132.98	0.00
842 - CONST.PCT.1 STATE FORFEIT	211.05	0.72	0.00	0.00	0.00	211.77	211.77	0.00
860 - SHERIFF FEDERAL FORFEITUR	8,537.57	29.30	0.00	0.00	0.00	8,566.87	8,566.87	0.00
862 - CDA FEDERAL FORFEITURE	63,891.86	219.26	0.00	0.00	0.00	64,111.12	64,111.12	0.00
866 - CONSTABLE PCT 2&3 FEDERAL	345.18	1.18	0.00	0.00	0.00	346.36	346.36	0.00
873 - FAIRPLAY WSC	0.00	0.00	0.00	0.00	0.00	0.00	0.00	0.00
875 - ROCK HILL WSC	9,050.00	0.00	475.00	0.00	0.00	8,575.00	8,575.00	0.00
881 - CHILD PROTECTIVE SERVICES	33,092.72	1,253.53	0.00	0.00	810.00	33,536.25	33,536.25	0.00
882 - OPIOID SETTLEMENT FUND	31,369.14	107.65	0.00	0.00	0.00	31,476.79	31,476.79	0.00
883 - HEALTH FUND	653,004.75	16,779.86	1,325.44	0.00	846.64	667,612.53	667,612.53	0.00
885 - AIRPORT	292,484.92	23,016.60	5,854.99	0.00	-42.27	309,688.80	309,688.80	0.00
920 - ROAD BOND 1971	63,946.35	1,114.61	0.00	0.00	0.00	65,060.96	65,060.96	0.00
940 - PERMANENT IMPROVEMENT	20,984.17	855.28	0.00	0.00	0.00	21,839.45	21,839.45	0.00
950 - JAIL IMPROVEMENT FUND	501.70	1.72	0.00	0.00	0.00	503.42	503.42	0.00
968 - PANOLA COUNTY RETIREE HEA	960,029.20	211,193.07	142,817.76	500,000.00	0.00	528,404.51	528,404.51	0.00
972 - PAYROLL FUND	22,931.12	0.00	0.00	0.00	-795.80	23,726.92	23,726.92	0.00
974 - CHILD SUPPORT PAYMENTS/EXPERTPAY	0.04	0.00	0.00	0.00	0.00	0.04	0.04	0.00
980 - CRIMINAL JUSTICE	16,641.15	0.00	0.00	0.00	-15,121.76	31,762.91	31,762.91	0.00
981 - CRIMINAL JUSTICE CIVIL	3,451.50	0.00	0.00	0.00	-3,644.91	7,096.41	7,096.41	0.00
982 - APPELLATE JUDICIAL FEES	854.33	0.00	0.00	0.00	-4.10	858.43	858.43	0.00
<b>Report Total:</b>	<b>10,400,229.99</b>	<b>813,490.71</b>	<b>2,513,925.99</b>	<b>830,000.00</b>	<b>-152,354.57</b>	<b>8,022,149.28</b>	<b>8,022,149.28</b>	<b>0.00</b>





RevCategor...	Original Total Budget	Current Total Budget	Period Activity	Fiscal Activity	Variance Favorable (Unfavorable)	Percent Remaining
<b>Fund: 100 - GENERAL</b>						
310 - TAX RECEIPTS	19,897,151.00	19,897,151.00	99,819.15	19,924,800.60	27,649.60	0.14%
330 - INTERGOVERNMENTAL RECEIPTS	503,892.00	505,454.00	61,536.09	276,039.88	-229,414.12	45.39%
340 - CHARGES FOR SERVICES	816,200.00	816,200.00	42,906.54	623,320.88	-192,879.12	23.63%
360 - MISCELLANEOUS REVENUES	854,507.00	854,507.00	89,654.38	679,536.98	-174,970.02	20.48%
<b>Fund: 100 - GENERAL Total:</b>	<b>22,071,750.00</b>	<b>22,073,312.00</b>	<b>293,916.16</b>	<b>21,503,698.34</b>	<b>-569,613.66</b>	<b>2.58%</b>
<b>Fund: 110 - CREDIT CARD CLEARING FUND</b>						
360 - MISCELLANEOUS REVENUES	0.00	0.00	24.94	24.94	24.94	0.00%
<b>Fund: 110 - CREDIT CARD CLEARING FUND Total:</b>	<b>0.00</b>	<b>0.00</b>	<b>24.94</b>	<b>24.94</b>	<b>24.94</b>	<b>0.00%</b>
<b>Fund: 112 - JP CREDIT CARD CLEARING</b>						
360 - MISCELLANEOUS REVENUES	0.00	0.00	49.22	49.22	49.22	0.00%
<b>Fund: 112 - JP CREDIT CARD CLEARING Total:</b>	<b>0.00</b>	<b>0.00</b>	<b>49.22</b>	<b>49.22</b>	<b>49.22</b>	<b>0.00%</b>
<b>Fund: 130 - LAW LIBRARY</b>						
340 - CHARGES FOR SERVICES	12,000.00	12,000.00	1,212.40	6,065.26	-5,934.74	49.46%
360 - MISCELLANEOUS REVENUES	575.00	575.00	355.87	1,418.60	843.60	146.71%
<b>Fund: 130 - LAW LIBRARY Total:</b>	<b>12,575.00</b>	<b>12,575.00</b>	<b>1,568.27</b>	<b>7,483.86</b>	<b>-5,091.14</b>	<b>40.49%</b>
<b>Fund: 140 - COUNTY JUVENILE DELINQUENCY PREVENTION FUND</b>						
360 - MISCELLANEOUS REVENUES	1.00	1.00	0.60	2.41	1.41	141.00%
<b>Fund: 140 - COUNTY JUVENILE DELINQUENCY PREVENTION FUND T...</b>	<b>1.00</b>	<b>1.00</b>	<b>0.60</b>	<b>2.41</b>	<b>1.41</b>	<b>141.00%</b>
<b>Fund: 150 - COURTHOUSE SECURITY</b>						
340 - CHARGES FOR SERVICES	24,784.00	24,784.00	785.75	7,097.97	-17,686.03	71.36%
360 - MISCELLANEOUS REVENUES	1,942.00	1,942.00	950.68	3,601.62	1,659.62	85.46%
<b>Fund: 150 - COURTHOUSE SECURITY Total:</b>	<b>26,726.00</b>	<b>26,726.00</b>	<b>1,736.43</b>	<b>10,699.59</b>	<b>-16,026.41</b>	<b>59.97%</b>
<b>Fund: 160 - RECORDS MANAGEMENT</b>						
340 - CHARGES FOR SERVICES	6,800.00	6,800.00	5.03	285.53	-6,514.47	95.80%
360 - MISCELLANEOUS REVENUES	60.00	60.00	129.46	486.63	426.63	711.05%
<b>Fund: 160 - RECORDS MANAGEMENT Total:</b>	<b>6,860.00</b>	<b>6,860.00</b>	<b>134.49</b>	<b>772.16</b>	<b>-6,087.84</b>	<b>88.74%</b>
<b>Fund: 162 - COUNTY &amp; DISTRICT COURT T</b>						
340 - CHARGES FOR SERVICES	150.00	150.00	13.96	116.11	-33.89	22.59%
360 - MISCELLANEOUS REVENUES	1.00	1.00	30.09	120.43	119.43	11,943.00%
<b>Fund: 162 - COUNTY &amp; DISTRICT COURT T Total:</b>	<b>151.00</b>	<b>151.00</b>	<b>44.05</b>	<b>236.54</b>	<b>85.54</b>	<b>56.65%</b>
<b>Fund: 165 - COURT RECORD PRESERVATION</b>						
340 - CHARGES FOR SERVICES	1,790.00	1,790.00	0.00	3.73	-1,786.27	99.79%
360 - MISCELLANEOUS REVENUES	10.00	10.00	57.29	230.32	220.32	2,203.20%
<b>Fund: 165 - COURT RECORD PRESERVATION Total:</b>	<b>1,800.00</b>	<b>1,800.00</b>	<b>57.29</b>	<b>234.05</b>	<b>-1,565.95</b>	<b>87.00%</b>
<b>Fund: 166 - DISTRICT COURT RECORDS TECHNOLOGY</b>						
340 - CHARGES FOR SERVICES	600.00	600.00	15.42	86.28	-513.72	85.62%
360 - MISCELLANEOUS REVENUES	0.00	0.00	87.47	351.16	351.16	0.00%
<b>Fund: 166 - DISTRICT COURT RECORDS TECHNOLOGY Total:</b>	<b>600.00</b>	<b>600.00</b>	<b>102.89</b>	<b>437.44</b>	<b>-162.56</b>	<b>27.09%</b>
<b>Fund: 168 - DISTRICT CLERK RECORDS MANAGEMENT &amp; PRESERVAT...</b>						
340 - CHARGES FOR SERVICES	600.00	600.00	1,028.68	4,591.34	3,991.34	665.22%
360 - MISCELLANEOUS REVENUES	0.00	0.00	118.39	449.45	449.45	0.00%
<b>Fund: 168 - DISTRICT CLERK RECORDS MANAGEMENT &amp; PRESERVAT...</b>	<b>600.00</b>	<b>600.00</b>	<b>1,147.07</b>	<b>5,040.79</b>	<b>4,440.79</b>	<b>740.13%</b>
<b>Fund: 170 - COUNTY CLERK RECORDS PRES</b>						
340 - CHARGES FOR SERVICES	121,350.00	121,350.00	6,623.02	30,233.73	-91,116.27	75.09%
360 - MISCELLANEOUS REVENUES	4,050.00	4,050.00	2,980.50	9,186.63	5,136.63	126.83%
<b>Fund: 170 - COUNTY CLERK RECORDS PRES Total:</b>	<b>125,400.00</b>	<b>125,400.00</b>	<b>9,603.52</b>	<b>39,420.36</b>	<b>-85,979.64</b>	<b>68.56%</b>

**Budget Report**

**For Fiscal: 2024 Period Ending: 05/31/2024**

RevCategor...	Original Total Budget	Current Total Budget	Period Activity	Fiscal Activity	Variance Favorable (Unfavorable)	Percent Remaining
<b>Fund: 175 - ARCHIVE FEES</b>						
340 - CHARGES FOR SERVICES	35,000.00	35,000.00	6,240.00	28,270.00	-6,730.00	19.23%
360 - MISCELLANEOUS REVENUES	554.00	554.00	2,061.34	8,100.08	7,546.08	1,362.11%
<b>Fund: 175 - ARCHIVE FEES Total:</b>	<b>35,554.00</b>	<b>35,554.00</b>	<b>8,301.34</b>	<b>36,370.08</b>	<b>816.08</b>	<b>2.30%</b>
<b>Fund: 180 - JUSTICE COURT TECHNOLOGY</b>						
340 - CHARGES FOR SERVICES	4,488.00	4,488.00	20.31	2,659.12	-1,828.88	40.75%
360 - MISCELLANEOUS REVENUES	694.00	694.00	433.79	1,623.64	929.64	133.95%
<b>Fund: 180 - JUSTICE COURT TECHNOLOGY Total:</b>	<b>5,182.00</b>	<b>5,182.00</b>	<b>454.10</b>	<b>4,282.76</b>	<b>-899.24</b>	<b>17.35%</b>
<b>Fund: 190 - V.I.T. INTEREST</b>						
360 - MISCELLANEOUS REVENUES	100.00	100.00	16.45	57.52	-42.48	42.48%
<b>Fund: 190 - V.I.T. INTEREST Total:</b>	<b>100.00</b>	<b>100.00</b>	<b>16.45</b>	<b>57.52</b>	<b>-42.48</b>	<b>42.48%</b>
<b>Fund: 195 - ELECTION SERVICES CONTRAC</b>						
340 - CHARGES FOR SERVICES	0.00	8,600.00	29,274.03	29,274.03	20,674.03	240.40%
360 - MISCELLANEOUS REVENUES	0.00	0.00	215.02	561.04	561.04	0.00%
<b>Fund: 195 - ELECTION SERVICES CONTRAC Total:</b>	<b>0.00</b>	<b>8,600.00</b>	<b>29,489.05</b>	<b>29,835.07</b>	<b>21,235.07</b>	<b>246.92%</b>
<b>Fund: 200 - ROAD &amp; BRIDGE</b>						
310 - TAX RECEIPTS	7,021,614.00	7,021,614.00	35,225.72	7,031,372.62	9,758.62	0.14%
321 - VEHICLE TAXES & LICENSES	350,000.00	350,000.00	62,133.33	359,003.25	9,003.25	2.57%
330 - INTERGOVERNMENTAL RECEIPTS	74,000.00	74,000.00	0.00	31,008.39	-42,991.61	58.10%
350 - FINES	354,000.00	354,000.00	26,293.28	160,566.23	-193,433.77	54.64%
360 - MISCELLANEOUS REVENUES	252,080.00	294,580.00	16,508.91	373,440.78	78,860.78	26.77%
<b>Fund: 200 - ROAD &amp; BRIDGE Total:</b>	<b>8,051,694.00</b>	<b>8,094,194.00</b>	<b>140,161.24</b>	<b>7,955,391.27</b>	<b>-138,802.73</b>	<b>1.71%</b>
<b>Fund: 252 - PANOLA COUNTY AUCTION PROCEEDS</b>						
360 - MISCELLANEOUS REVENUES	0.00	0.00	0.58	2.83	2.83	0.00%
<b>Fund: 252 - PANOLA COUNTY AUCTION PROCEEDS Total:</b>	<b>0.00</b>	<b>0.00</b>	<b>0.58</b>	<b>2.83</b>	<b>2.83</b>	<b>0.00%</b>
<b>Fund: 300 - FM &amp; LATERAL</b>						
310 - TAX RECEIPTS	699,822.00	699,822.00	3,502.16	701,803.87	1,981.87	0.28%
360 - MISCELLANEOUS REVENUES	21,674.00	21,674.00	10,061.24	38,817.69	17,143.69	79.10%
<b>Fund: 300 - FM &amp; LATERAL Total:</b>	<b>721,496.00</b>	<b>721,496.00</b>	<b>13,563.40</b>	<b>740,621.56</b>	<b>19,125.56</b>	<b>2.65%</b>
<b>Fund: 700 - HOT CHECK FEE</b>						
340 - CHARGES FOR SERVICES	600.00	600.00	0.00	405.00	-195.00	32.50%
<b>Fund: 700 - HOT CHECK FEE Total:</b>	<b>600.00</b>	<b>600.00</b>	<b>0.00</b>	<b>405.00</b>	<b>-195.00</b>	<b>32.50%</b>
<b>Fund: 720 - PRETRIAL INTERVENTION PROGRAM FUND</b>						
330 - INTERGOVERNMENTAL RECEIPTS	0.00	0.00	1,700.00	3,800.00	3,800.00	0.00%
360 - MISCELLANEOUS REVENUES	0.00	0.00	117.55	447.49	447.49	0.00%
<b>Fund: 720 - PRETRIAL INTERVENTION PROGRAM FUND Total:</b>	<b>0.00</b>	<b>0.00</b>	<b>1,817.55</b>	<b>4,247.49</b>	<b>4,247.49</b>	<b>0.00%</b>
<b>Fund: 800 - SHERIFF'S STATE FORFEITUR</b>						
360 - MISCELLANEOUS REVENUES	0.00	0.00	81.33	296.12	296.12	0.00%
<b>Fund: 800 - SHERIFF'S STATE FORFEITUR Total:</b>	<b>0.00</b>	<b>0.00</b>	<b>81.33</b>	<b>296.12</b>	<b>296.12</b>	<b>0.00%</b>
<b>Fund: 810 - JAIL COMMISSARY FUND</b>						
360 - MISCELLANEOUS REVENUES	0.00	0.00	1,940.42	6,669.15	6,669.15	0.00%
<b>Fund: 810 - JAIL COMMISSARY FUND Total:</b>	<b>0.00</b>	<b>0.00</b>	<b>1,940.42</b>	<b>6,669.15</b>	<b>6,669.15</b>	<b>0.00%</b>
<b>Fund: 813 - AMERICAN RESCUE PLAN FUND</b>						
330 - INTERGOVERNMENTAL RECEIPTS	0.00	1,536,445.00	0.00	1,536,444.87	-0.13	0.00%
360 - MISCELLANEOUS REVENUES	10,000.00	10,000.00	3,993.97	22,720.00	12,720.00	127.20%
<b>Fund: 813 - AMERICAN RESCUE PLAN FUND Total:</b>	<b>10,000.00</b>	<b>1,546,445.00</b>	<b>3,993.97</b>	<b>1,559,164.87</b>	<b>12,719.87</b>	<b>0.82%</b>
<b>Fund: 820 - D A FORFEITURE</b>						
360 - MISCELLANEOUS REVENUES	0.00	0.00	5,240.37	5,673.70	5,673.70	0.00%
<b>Fund: 820 - D A FORFEITURE Total:</b>	<b>0.00</b>	<b>0.00</b>	<b>5,240.37</b>	<b>5,673.70</b>	<b>5,673.70</b>	<b>0.00%</b>
<b>Fund: 830 - STATE APPORTIONMENT - DA</b>						
330 - INTERGOVERNMENTAL RECEIPTS	27,498.00	27,498.00	9,165.99	18,331.98	-9,166.02	33.33%
360 - MISCELLANEOUS REVENUES	0.00	0.00	41.22	131.86	131.86	0.00%
<b>Fund: 830 - STATE APPORTIONMENT - DA Total:</b>	<b>27,498.00</b>	<b>27,498.00</b>	<b>9,207.21</b>	<b>18,463.84</b>	<b>-9,034.16</b>	<b>32.85%</b>

**Budget Report**

For Fiscal: 2024 Period Ending: 05/31/2024

RevCategor...	Original Total Budget	Current Total Budget	Period Activity	Fiscal Activity	Variance Favorable (Unfavorable)	Percent Remaining
<b>Fund: 835 - STATE LONGEVITY PAY SUPPL</b>						
330 - INTERGOVERNMENTAL RECEIPTS	3,360.00	3,360.00	0.00	1,554.18	-1,805.82	53.74%
<b>Fund: 835 - STATE LONGEVITY PAY SUPPL Total:</b>	<b>3,360.00</b>	<b>3,360.00</b>	<b>0.00</b>	<b>1,554.18</b>	<b>-1,805.82</b>	<b>53.74%</b>
<b>Fund: 840 - CONST.PCT.2 STATE FORFEIT</b>						
360 - MISCELLANEOUS REVENUES	0.00	0.00	3.87	15.58	15.58	0.00%
<b>Fund: 840 - CONST.PCT.2 STATE FORFEIT Total:</b>	<b>0.00</b>	<b>0.00</b>	<b>3.87</b>	<b>15.58</b>	<b>15.58</b>	<b>0.00%</b>
<b>Fund: 842 - CONST.PCT.1 STATE FORFEIT</b>						
360 - MISCELLANEOUS REVENUES	0.00	0.00	0.72	2.91	2.91	0.00%
<b>Fund: 842 - CONST.PCT.1 STATE FORFEIT Total:</b>	<b>0.00</b>	<b>0.00</b>	<b>0.72</b>	<b>2.91</b>	<b>2.91</b>	<b>0.00%</b>
<b>Fund: 860 - SHERIFF FEDERAL FORFEITUR</b>						
360 - MISCELLANEOUS REVENUES	0.00	0.00	29.30	117.79	117.79	0.00%
<b>Fund: 860 - SHERIFF FEDERAL FORFEITUR Total:</b>	<b>0.00</b>	<b>0.00</b>	<b>29.30</b>	<b>117.79</b>	<b>117.79</b>	<b>0.00%</b>
<b>Fund: 862 - CDA FEDERAL FORFEITURE</b>						
360 - MISCELLANEOUS REVENUES	0.00	0.00	219.26	881.54	881.54	0.00%
<b>Fund: 862 - CDA FEDERAL FORFEITURE Total:</b>	<b>0.00</b>	<b>0.00</b>	<b>219.26</b>	<b>881.54</b>	<b>881.54</b>	<b>0.00%</b>
<b>Fund: 866 - CONSTABLE PCT 2&amp;3 FEDERAL</b>						
360 - MISCELLANEOUS REVENUES	0.00	0.00	1.18	4.75	4.75	0.00%
<b>Fund: 866 - CONSTABLE PCT 2&amp;3 FEDERAL Total:</b>	<b>0.00</b>	<b>0.00</b>	<b>1.18</b>	<b>4.75</b>	<b>4.75</b>	<b>0.00%</b>
<b>Fund: 875 - ROCK HILL WSC</b>						
330 - INTERGOVERNMENTAL RECEIPTS	0.00	500,000.00	0.00	0.00	-500,000.00	100.00%
360 - MISCELLANEOUS REVENUES	0.00	10,000.00	0.00	10,000.00	0.00	0.00%
<b>Fund: 875 - ROCK HILL WSC Total:</b>	<b>0.00</b>	<b>510,000.00</b>	<b>0.00</b>	<b>10,000.00</b>	<b>-500,000.00</b>	<b>98.04%</b>
<b>Fund: 881 - CHILD PROTECTIVE SERVICES</b>						
330 - INTERGOVERNMENTAL RECEIPTS	0.00	0.00	0.00	2,664.00	2,664.00	0.00%
360 - MISCELLANEOUS REVENUES	30,000.00	30,000.00	1,253.53	2,539.64	-27,460.36	91.53%
<b>Fund: 881 - CHILD PROTECTIVE SERVICES Total:</b>	<b>30,000.00</b>	<b>30,000.00</b>	<b>1,253.53</b>	<b>5,203.64</b>	<b>-24,796.36</b>	<b>82.65%</b>
<b>Fund: 882 - OPIOID SETTLEMENT FUND</b>						
330 - INTERGOVERNMENTAL RECEIPTS	0.00	0.00	0.00	4,928.34	4,928.34	0.00%
360 - MISCELLANEOUS REVENUES	0.00	0.00	107.65	394.23	394.23	0.00%
<b>Fund: 882 - OPIOID SETTLEMENT FUND Total:</b>	<b>0.00</b>	<b>0.00</b>	<b>107.65</b>	<b>5,322.57</b>	<b>5,322.57</b>	<b>0.00%</b>
<b>Fund: 883 - HEALTH FUND</b>						
330 - INTERGOVERNMENTAL RECEIPTS	25,000.00	25,000.00	0.00	29,373.21	4,373.21	17.49%
360 - MISCELLANEOUS REVENUES	25,000.00	25,000.00	16,779.86	55,675.76	30,675.76	122.70%
<b>Fund: 883 - HEALTH FUND Total:</b>	<b>50,000.00</b>	<b>50,000.00</b>	<b>16,779.86</b>	<b>85,048.97</b>	<b>35,048.97</b>	<b>70.10%</b>
<b>Fund: 885 - AIRPORT</b>						
330 - INTERGOVERNMENTAL RECEIPTS	0.00	34,887.00	12,365.92	12,365.92	-22,521.08	64.55%
360 - MISCELLANEOUS REVENUES	95,810.00	95,810.00	10,650.68	66,491.57	-29,318.43	30.60%
<b>Fund: 885 - AIRPORT Total:</b>	<b>95,810.00</b>	<b>130,697.00</b>	<b>23,016.60</b>	<b>78,857.49</b>	<b>-51,839.51</b>	<b>39.66%</b>
<b>Fund: 920 - ROAD BOND 1971</b>						
360 - MISCELLANEOUS REVENUES	1,250.00	1,250.00	1,114.61	4,239.81	2,989.81	239.18%
<b>Fund: 920 - ROAD BOND 1971 Total:</b>	<b>1,250.00</b>	<b>1,250.00</b>	<b>1,114.61</b>	<b>4,239.81</b>	<b>2,989.81</b>	<b>239.18%</b>
<b>Fund: 940 - PERMANENT IMPROVEMENT</b>						
360 - MISCELLANEOUS REVENUES	1,000.00	1,000.00	855.28	3,272.13	2,272.13	227.21%
<b>Fund: 940 - PERMANENT IMPROVEMENT Total:</b>	<b>1,000.00</b>	<b>1,000.00</b>	<b>855.28</b>	<b>3,272.13</b>	<b>2,272.13</b>	<b>227.21%</b>
<b>Fund: 950 - JAIL IMPROVEMENT FUND</b>						
360 - MISCELLANEOUS REVENUES	1.00	1.00	1.72	6.91	5.91	591.00%
<b>Fund: 950 - JAIL IMPROVEMENT FUND Total:</b>	<b>1.00</b>	<b>1.00</b>	<b>1.72</b>	<b>6.91</b>	<b>5.91</b>	<b>591.00%</b>
<b>Fund: 968 - PANOLA COUNTY RETIREE HEA</b>						
330 - INTERGOVERNMENTAL RECEIPTS	49,000.00	49,000.00	0.00	0.00	-49,000.00	100.00%
360 - MISCELLANEOUS REVENUES	2,188,437.00	2,188,437.00	211,193.07	966,922.42	-1,221,514.58	55.82%
<b>Fund: 968 - PANOLA COUNTY RETIREE HEA Total:</b>	<b>2,237,437.00</b>	<b>2,237,437.00</b>	<b>211,193.07</b>	<b>966,922.42</b>	<b>-1,270,514.58</b>	<b>56.78%</b>
<b>Report Total:</b>	<b>33,517,445.00</b>	<b>35,651,439.00</b>	<b>777,228.59</b>	<b>33,091,031.65</b>	<b>-2,560,407.35</b>	<b>7.18%</b>

**Fund Summary**

Fund	Original Total Budget	Current Total Budget	Period Activity	Fiscal Activity	Variance	
					Favorable (Unfavorable)	Percent Remaining
100 - GENERAL	22,071,750.00	22,073,312.00	293,916.16	21,503,698.34	-569,613.66	2.58%
110 - CREDIT CARD CLEARING FUN	0.00	0.00	24.94	24.94	24.94	0.00%
112 - JP CREDIT CARD CLEARING	0.00	0.00	49.22	49.22	49.22	0.00%
130 - LAW LIBRARY	12,575.00	12,575.00	1,568.27	7,483.86	-5,091.14	40.49%
140 - COUNTY JUVENILE DELINQUI	1.00	1.00	0.60	2.41	1.41	141.00%
150 - COURTHOUSE SECURITY	26,726.00	26,726.00	1,736.43	10,699.59	-16,026.41	59.97%
160 - RECORDS MANAGEMENT	6,860.00	6,860.00	134.49	772.16	-6,087.84	88.74%
162 - COUNTY & DISTRICT COURT	151.00	151.00	44.05	236.54	85.54	56.65%
165 - COURT RECORD PRESERVATI	1,800.00	1,800.00	57.29	234.05	-1,565.95	87.00%
166 - DISTRICT COURT RECORDS T	600.00	600.00	102.89	437.44	-162.56	27.09%
168 - DISTRICT CLERK RECORDS M.	600.00	600.00	1,147.07	5,040.79	4,440.79	740.13%
170 - COUNTY CLERK RECORDS PR	125,400.00	125,400.00	9,603.52	39,420.36	-85,979.64	68.56%
175 - ARCHIVE FEES	35,554.00	35,554.00	8,301.34	36,370.08	816.08	2.30%
180 - JUSTICE COURT TECHNOLOG	5,182.00	5,182.00	454.10	4,282.76	-899.24	17.35%
190 - V.I.T. INTEREST	100.00	100.00	16.45	57.52	-42.48	42.48%
195 - ELECTION SERVICES CONTRA	0.00	8,600.00	29,489.05	29,835.07	21,235.07	246.92%
200 - ROAD & BRIDGE	8,051,694.00	8,094,194.00	140,161.24	7,955,391.27	-138,802.73	1.71%
252 - PANOLA COUNTY AUCTION F	0.00	0.00	0.58	2.83	2.83	0.00%
300 - FM & LATERAL	721,496.00	721,496.00	13,563.40	740,621.56	19,125.56	2.65%
700 - HOT CHECK FEE	600.00	600.00	0.00	405.00	-195.00	32.50%
720 - PRETRIAL INTERVENTION PR	0.00	0.00	1,817.55	4,247.49	4,247.49	0.00%
800 - SHERIFF'S STATE FORFEITUR	0.00	0.00	81.33	296.12	296.12	0.00%
810 - JAIL COMMISSARY FUND	0.00	0.00	1,940.42	6,669.15	6,669.15	0.00%
813 - AMERICAN RESCUE PLAN FU	10,000.00	1,546,445.00	3,993.97	1,559,164.87	12,719.87	0.82%
820 - D A FORFEITURE	0.00	0.00	5,240.37	5,673.70	5,673.70	0.00%
830 - STATE APPORTIONMENT - D,	27,498.00	27,498.00	9,207.21	18,463.84	-9,034.16	32.85%
835 - STATE LONGEVITY PAY SUPP	3,360.00	3,360.00	0.00	1,554.18	-1,805.82	53.74%
840 - CONST.PCT.2 STATE FORFEIT	0.00	0.00	3.87	15.58	15.58	0.00%
842 - CONST.PCT.1 STATE FORFEIT	0.00	0.00	0.72	2.91	2.91	0.00%
860 - SHERIFF FEDERAL FORFEITUF	0.00	0.00	29.30	117.79	117.79	0.00%
862 - CDA FEDERAL FORFEITURE	0.00	0.00	219.26	881.54	881.54	0.00%
866 - CONSTABLE PCT 2&3 FEDER/	0.00	0.00	1.18	4.75	4.75	0.00%
875 - ROCK HILL WSC	0.00	510,000.00	0.00	10,000.00	-500,000.00	98.04%
881 - CHILD PROTECTIVE SERVICES	30,000.00	30,000.00	1,253.53	5,203.64	-24,796.36	82.65%
882 - OPIOID SETTLEMENT FUND	0.00	0.00	107.65	5,322.57	5,322.57	0.00%
883 - HEALTH FUND	50,000.00	50,000.00	16,779.86	85,048.97	35,048.97	70.10%
885 - AIRPORT	95,810.00	130,697.00	23,016.60	78,857.49	-51,839.51	39.66%
920 - ROAD BOND 1971	1,250.00	1,250.00	1,114.61	4,239.81	2,989.81	239.18%
940 - PERMANENT IMPROVEMENT	1,000.00	1,000.00	855.28	3,272.13	2,272.13	227.21%
950 - JAIL IMPROVEMENT FUND	1.00	1.00	1.72	6.91	5.91	591.00%
968 - PANOLA COUNTY RETIREE HI	2,237,437.00	2,237,437.00	211,193.07	966,922.42	-1,270,514.58	56.78%
<b>Report Total:</b>	<b>33,517,445.00</b>	<b>35,651,439.00</b>	<b>777,228.59</b>	<b>33,091,031.65</b>	<b>-2,560,407.35</b>	<b>7.18%</b>





# Budget Report Group Summary

For Fiscal: 2024 Period Ending: 05/31/2024

ExpCategor...	Original Total Budget	Current Total Budget	Period Activity	Fiscal Activity	Variance Favorable (Unfavorable)	Percent Remaining
<b>Fund: 100 - GENERAL</b>						
510 - PERSONAL SERVICES	7,503,874.00	7,565,315.00	566,399.16	2,759,278.07	4,806,036.93	63.53%
520 - BENEFITS	6,443,367.00	6,524,268.00	386,454.17	1,974,290.15	4,549,977.85	69.74%
530 - SUPPLIES	336,239.00	335,234.00	20,738.97	89,182.93	246,051.07	73.40%
540 - OTHER SERVICES AND CHARGES	6,015,952.00	5,837,858.00	457,318.18	2,329,719.20	3,508,138.80	60.09%
550 - CAPITAL OUTLAY	4,804,156.00	4,842,475.00	41,464.04	289,805.39	4,552,669.61	94.02%
<b>Fund: 100 - GENERAL Total:</b>	<b>25,103,588.00</b>	<b>25,105,150.00</b>	<b>1,472,374.52</b>	<b>7,442,275.74</b>	<b>17,662,874.26</b>	<b>70.36%</b>
<b>Fund: 130 - LAW LIBRARY</b>						
530 - SUPPLIES	12,575.00	12,575.00	1,005.28	4,021.12	8,553.88	68.02%
<b>Fund: 130 - LAW LIBRARY Total:</b>	<b>12,575.00</b>	<b>12,575.00</b>	<b>1,005.28</b>	<b>4,021.12</b>	<b>8,553.88</b>	<b>68.02%</b>
<b>Fund: 140 - COUNTY JUVENILE DELINQUENCY PREVENTION FUND</b>						
540 - OTHER SERVICES AND CHARGES	1.00	1.00	0.00	0.00	1.00	100.00%
<b>Fund: 140 - COUNTY JUVENILE DELINQUENCY PREVENTION FUND T...</b>	<b>1.00</b>	<b>1.00</b>	<b>0.00</b>	<b>0.00</b>	<b>1.00</b>	<b>100.00%</b>
<b>Fund: 150 - COURTHOUSE SECURITY</b>						
510 - PERSONAL SERVICES	20,046.00	20,046.00	0.00	3,084.00	16,962.00	84.62%
520 - BENEFITS	6,680.00	6,680.00	0.00	1,175.82	5,504.18	82.40%
<b>Fund: 150 - COURTHOUSE SECURITY Total:</b>	<b>26,726.00</b>	<b>26,726.00</b>	<b>0.00</b>	<b>4,259.82</b>	<b>22,466.18</b>	<b>84.06%</b>
<b>Fund: 160 - RECORDS MANAGEMENT</b>						
510 - PERSONAL SERVICES	4,118.00	4,118.00	0.00	0.00	4,118.00	100.00%
520 - BENEFITS	742.00	742.00	0.00	3.66	738.34	99.51%
540 - OTHER SERVICES AND CHARGES	2,000.00	2,000.00	0.00	0.00	2,000.00	100.00%
<b>Fund: 160 - RECORDS MANAGEMENT Total:</b>	<b>6,860.00</b>	<b>6,860.00</b>	<b>0.00</b>	<b>3.66</b>	<b>6,856.34</b>	<b>99.95%</b>
<b>Fund: 162 - COUNTY &amp; DISTRICT COURT T</b>						
550 - CAPITAL OUTLAY	151.00	151.00	0.00	0.00	151.00	100.00%
<b>Fund: 162 - COUNTY &amp; DISTRICT COURT T Total:</b>	<b>151.00</b>	<b>151.00</b>	<b>0.00</b>	<b>0.00</b>	<b>151.00</b>	<b>100.00%</b>
<b>Fund: 165 - COURT RECORD PRESERVATION</b>						
540 - OTHER SERVICES AND CHARGES	1,800.00	1,800.00	0.00	0.00	1,800.00	100.00%
<b>Fund: 165 - COURT RECORD PRESERVATION Total:</b>	<b>1,800.00</b>	<b>1,800.00</b>	<b>0.00</b>	<b>0.00</b>	<b>1,800.00</b>	<b>100.00%</b>
<b>Fund: 166 - DISTRICT COURT RECORDS TECHNOLOGY</b>						
550 - CAPITAL OUTLAY	600.00	600.00	0.00	0.00	600.00	100.00%
<b>Fund: 166 - DISTRICT COURT RECORDS TECHNOLOGY Total:</b>	<b>600.00</b>	<b>600.00</b>	<b>0.00</b>	<b>0.00</b>	<b>600.00</b>	<b>100.00%</b>
<b>Fund: 168 - DISTRICT CLERK RECORDS MANAGEMENT &amp; PRESERVAT...</b>						
540 - OTHER SERVICES AND CHARGES	600.00	600.00	0.00	0.00	600.00	100.00%
<b>Fund: 168 - DISTRICT CLERK RECORDS MANAGEMENT &amp; PRESERVAT...</b>	<b>600.00</b>	<b>600.00</b>	<b>0.00</b>	<b>0.00</b>	<b>600.00</b>	<b>100.00%</b>
<b>Fund: 170 - COUNTY CLERK RECORDS PRES</b>						
540 - OTHER SERVICES AND CHARGES	125,400.00	125,400.00	0.00	0.00	125,400.00	100.00%
<b>Fund: 170 - COUNTY CLERK RECORDS PRES Total:</b>	<b>125,400.00</b>	<b>125,400.00</b>	<b>0.00</b>	<b>0.00</b>	<b>125,400.00</b>	<b>100.00%</b>
<b>Fund: 175 - ARCHIVE FEES</b>						
540 - OTHER SERVICES AND CHARGES	35,554.00	35,554.00	0.00	0.00	35,554.00	100.00%
<b>Fund: 175 - ARCHIVE FEES Total:</b>	<b>35,554.00</b>	<b>35,554.00</b>	<b>0.00</b>	<b>0.00</b>	<b>35,554.00</b>	<b>100.00%</b>
<b>Fund: 180 - JUSTICE COURT TECHNOLOGY</b>						
550 - CAPITAL OUTLAY	5,182.00	5,182.00	0.00	0.00	5,182.00	100.00%
<b>Fund: 180 - JUSTICE COURT TECHNOLOGY Total:</b>	<b>5,182.00</b>	<b>5,182.00</b>	<b>0.00</b>	<b>0.00</b>	<b>5,182.00</b>	<b>100.00%</b>
<b>Fund: 190 - V.I.T. INTEREST</b>						
510 - PERSONAL SERVICES	713.00	713.00	0.00	217.60	495.40	69.48%
520 - BENEFITS	315.00	315.00	0.00	91.28	223.72	71.02%
<b>Fund: 190 - V.I.T. INTEREST Total:</b>	<b>1,028.00</b>	<b>1,028.00</b>	<b>0.00</b>	<b>308.88</b>	<b>719.12</b>	<b>69.95%</b>

**Budget Report**

**For Fiscal: 2024 Period Ending: 05/31/2024**

ExpCategor...	Original Total Budget	Current Total Budget	Period Activity	Fiscal Activity	Variance Favorable (Unfavorable)	Percent Remaining
<b>Fund: 195 - ELECTION SERVICES CONTRAC</b>						
550 - CAPITAL OUTLAY	0.00	8,600.00	0.00	0.00	8,600.00	100.00%
<b>Fund: 195 - ELECTION SERVICES CONTRAC Total:</b>	<b>0.00</b>	<b>8,600.00</b>	<b>0.00</b>	<b>0.00</b>	<b>8,600.00</b>	<b>100.00%</b>
<b>Fund: 200 - ROAD &amp; BRIDGE</b>						
510 - PERSONAL SERVICES	2,158,171.00	2,158,171.00	161,271.73	766,426.14	1,391,744.86	64.49%
520 - BENEFITS	1,910,029.00	1,910,029.00	113,206.40	571,915.17	1,338,113.83	70.06%
530 - SUPPLIES	860,076.00	865,076.00	68,471.12	308,295.57	556,780.43	64.36%
540 - OTHER SERVICES AND CHARGES	950,006.00	638,956.00	79.97	897.94	638,058.06	99.86%
550 - CAPITAL OUTLAY	3,046,758.00	3,395,308.00	160,570.13	529,621.21	2,865,686.79	84.40%
<b>Fund: 200 - ROAD &amp; BRIDGE Total:</b>	<b>8,925,040.00</b>	<b>8,967,540.00</b>	<b>503,599.35</b>	<b>2,177,156.03</b>	<b>6,790,383.97</b>	<b>75.72%</b>
<b>Fund: 300 - FM &amp; LATERAL</b>						
510 - PERSONAL SERVICES	96,570.00	96,772.00	7,251.21	36,256.01	60,515.99	62.53%
520 - BENEFITS	126,776.00	127,315.00	5,459.96	27,571.07	99,743.93	78.34%
530 - SUPPLIES	81,000.00	81,000.00	7,057.40	40,857.30	40,142.70	49.56%
540 - OTHER SERVICES AND CHARGES	554,150.00	534,078.00	8,216.71	133,781.80	400,296.20	74.95%
550 - CAPITAL OUTLAY	83,000.00	102,331.00	0.00	10,280.72	92,050.28	89.95%
<b>Fund: 300 - FM &amp; LATERAL Total:</b>	<b>941,496.00</b>	<b>941,496.00</b>	<b>27,985.28</b>	<b>248,746.90</b>	<b>692,749.10</b>	<b>73.58%</b>
<b>Fund: 700 - HOT CHECK FEE</b>						
510 - PERSONAL SERVICES	2,830.00	2,830.00	0.00	864.00	1,966.00	69.47%
<b>Fund: 700 - HOT CHECK FEE Total:</b>	<b>2,830.00</b>	<b>2,830.00</b>	<b>0.00</b>	<b>864.00</b>	<b>1,966.00</b>	<b>69.47%</b>
<b>Fund: 800 - SHERIFF'S STATE FORFEITUR</b>						
540 - OTHER SERVICES AND CHARGES	0.00	5,000.00	2,000.00	4,000.00	1,000.00	20.00%
<b>Fund: 800 - SHERIFF'S STATE FORFEITUR Total:</b>	<b>0.00</b>	<b>5,000.00</b>	<b>2,000.00</b>	<b>4,000.00</b>	<b>1,000.00</b>	<b>20.00%</b>
<b>Fund: 813 - AMERICAN RESCUE PLAN FUND</b>						
540 - OTHER SERVICES AND CHARGES	179,495.00	515,931.00	121,285.15	308,143.66	207,787.34	40.27%
550 - CAPITAL OUTLAY	800,000.00	1,020,514.00	183,457.63	292,256.18	728,257.82	71.36%
<b>Fund: 813 - AMERICAN RESCUE PLAN FUND Total:</b>	<b>979,495.00</b>	<b>1,536,445.00</b>	<b>304,742.78</b>	<b>600,399.84</b>	<b>936,045.16</b>	<b>60.92%</b>
<b>Fund: 820 - D A FORFEITURE</b>						
540 - OTHER SERVICES AND CHARGES	3,700.00	10,600.00	0.00	6,900.00	3,700.00	34.91%
<b>Fund: 820 - D A FORFEITURE Total:</b>	<b>3,700.00</b>	<b>10,600.00</b>	<b>0.00</b>	<b>6,900.00</b>	<b>3,700.00</b>	<b>34.91%</b>
<b>Fund: 830 - STATE APPORTIONMENT - DA</b>						
510 - PERSONAL SERVICES	27,498.00	27,498.00	0.00	8,425.04	19,072.96	69.36%
<b>Fund: 830 - STATE APPORTIONMENT - DA Total:</b>	<b>27,498.00</b>	<b>27,498.00</b>	<b>0.00</b>	<b>8,425.04</b>	<b>19,072.96</b>	<b>69.36%</b>
<b>Fund: 835 - STATE LONGEVITY PAY SUPPL</b>						
510 - PERSONAL SERVICES	3,360.00	3,360.00	258.46	1,292.30	2,067.70	61.54%
520 - BENEFITS	0.00	0.00	149.13	149.13	-149.13	0.00%
<b>Fund: 835 - STATE LONGEVITY PAY SUPPL Total:</b>	<b>3,360.00</b>	<b>3,360.00</b>	<b>407.59</b>	<b>1,441.43</b>	<b>1,918.57</b>	<b>57.10%</b>
<b>Fund: 862 - CDA FEDERAL FORFEITURE</b>						
550 - CAPITAL OUTLAY	10,000.00	10,000.00	0.00	0.00	10,000.00	100.00%
<b>Fund: 862 - CDA FEDERAL FORFEITURE Total:</b>	<b>10,000.00</b>	<b>10,000.00</b>	<b>0.00</b>	<b>0.00</b>	<b>10,000.00</b>	<b>100.00%</b>
<b>Fund: 875 - ROCK HILL WSC</b>						
550 - CAPITAL OUTLAY	0.00	510,000.00	475.00	1,425.00	508,575.00	99.72%
<b>Fund: 875 - ROCK HILL WSC Total:</b>	<b>0.00</b>	<b>510,000.00</b>	<b>475.00</b>	<b>1,425.00</b>	<b>508,575.00</b>	<b>99.72%</b>
<b>Fund: 881 - CHILD PROTECTIVE SERVICES</b>						
540 - OTHER SERVICES AND CHARGES	58,000.00	58,000.00	0.00	14,518.16	43,481.84	74.97%
<b>Fund: 881 - CHILD PROTECTIVE SERVICES Total:</b>	<b>58,000.00</b>	<b>58,000.00</b>	<b>0.00</b>	<b>14,518.16</b>	<b>43,481.84</b>	<b>74.97%</b>
<b>Fund: 883 - HEALTH FUND</b>						
540 - OTHER SERVICES AND CHARGES	50,000.00	50,000.00	1,325.44	7,953.13	42,046.87	84.09%
<b>Fund: 883 - HEALTH FUND Total:</b>	<b>50,000.00</b>	<b>50,000.00</b>	<b>1,325.44</b>	<b>7,953.13</b>	<b>42,046.87</b>	<b>84.09%</b>
<b>Fund: 885 - AIRPORT</b>						
540 - OTHER SERVICES AND CHARGES	115,000.00	112,700.00	1,964.99	97,962.07	14,737.93	13.08%
550 - CAPITAL OUTLAY	270,050.00	307,237.00	3,890.00	3,890.00	303,347.00	98.73%
<b>Fund: 885 - AIRPORT Total:</b>	<b>385,050.00</b>	<b>419,937.00</b>	<b>5,854.99</b>	<b>101,852.07</b>	<b>318,084.93</b>	<b>75.75%</b>

**Budget Report**

**For Fiscal: 2024 Period Ending: 05/31/2024**

ExpCategor...	Original Total Budget	Current Total Budget	Period Activity	Fiscal Activity	Variance Favorable (Unfavorable)	Percent Remaining
<b>Fund: 920 - ROAD BOND 1971</b>						
550 - CAPITAL OUTLAY	1,250.00	1,250.00	0.00	0.00	1,250.00	100.00%
<b>Fund: 920 - ROAD BOND 1971 Total:</b>	<b>1,250.00</b>	<b>1,250.00</b>	<b>0.00</b>	<b>0.00</b>	<b>1,250.00</b>	<b>100.00%</b>
<b>Fund: 940 - PERMANENT IMPROVEMENT</b>						
550 - CAPITAL OUTLAY	231,000.00	231,000.00	0.00	0.00	231,000.00	100.00%
<b>Fund: 940 - PERMANENT IMPROVEMENT Total:</b>	<b>231,000.00</b>	<b>231,000.00</b>	<b>0.00</b>	<b>0.00</b>	<b>231,000.00</b>	<b>100.00%</b>
<b>Fund: 950 - JAIL IMPROVEMENT FUND</b>						
550 - CAPITAL OUTLAY	1.00	1.00	0.00	0.00	1.00	100.00%
<b>Fund: 950 - JAIL IMPROVEMENT FUND Total:</b>	<b>1.00</b>	<b>1.00</b>	<b>0.00</b>	<b>0.00</b>	<b>1.00</b>	<b>100.00%</b>
<b>Fund: 968 - PANOLA COUNTY RETIREE HEA</b>						
520 - BENEFITS	2,237,437.00	2,237,437.00	142,817.76	709,247.52	1,528,189.48	68.30%
<b>Fund: 968 - PANOLA COUNTY RETIREE HEA Total:</b>	<b>2,237,437.00</b>	<b>2,237,437.00</b>	<b>142,817.76</b>	<b>709,247.52</b>	<b>1,528,189.48</b>	<b>68.30%</b>
<b>Report Total:</b>	<b>39,176,222.00</b>	<b>40,342,621.00</b>	<b>2,462,587.99</b>	<b>11,333,798.34</b>	<b>29,008,822.66</b>	<b>71.91%</b>

**Fund Summary**

Fund	Original Total Budget	Current Total Budget	Period Activity	Fiscal Activity	Variance	
					Favorable (Unfavorable)	Percent Remaining
100 - GENERAL	25,103,588.00	25,105,150.00	1,472,374.52	7,442,275.74	17,662,874.26	70.36%
130 - LAW LIBRARY	12,575.00	12,575.00	1,005.28	4,021.12	8,553.88	68.02%
140 - COUNTY JUVENILE DELINQUI	1.00	1.00	0.00	0.00	1.00	100.00%
150 - COURTHOUSE SECURITY	26,726.00	26,726.00	0.00	4,259.82	22,466.18	84.06%
160 - RECORDS MANAGEMENT	6,860.00	6,860.00	0.00	3.66	6,856.34	99.95%
162 - COUNTY & DISTRICT COURT	151.00	151.00	0.00	0.00	151.00	100.00%
165 - COURT RECORD PRESERVATI	1,800.00	1,800.00	0.00	0.00	1,800.00	100.00%
166 - DISTRICT COURT RECORDS T	600.00	600.00	0.00	0.00	600.00	100.00%
168 - DISTRICT CLERK RECORDS M.	600.00	600.00	0.00	0.00	600.00	100.00%
170 - COUNTY CLERK RECORDS PR	125,400.00	125,400.00	0.00	0.00	125,400.00	100.00%
175 - ARCHIVE FEES	35,554.00	35,554.00	0.00	0.00	35,554.00	100.00%
180 - JUSTICE COURT TECHNOLOG	5,182.00	5,182.00	0.00	0.00	5,182.00	100.00%
190 - V.I.T. INTEREST	1,028.00	1,028.00	0.00	308.88	719.12	69.95%
195 - ELECTION SERVICES CONTRA	0.00	8,600.00	0.00	0.00	8,600.00	100.00%
200 - ROAD & BRIDGE	8,925,040.00	8,967,540.00	503,599.35	2,177,156.03	6,790,383.97	75.72%
300 - FM & LATERAL	941,496.00	941,496.00	27,985.28	248,746.90	692,749.10	73.58%
700 - HOT CHECK FEE	2,830.00	2,830.00	0.00	864.00	1,966.00	69.47%
800 - SHERIFF'S STATE FORFEITUR	0.00	5,000.00	2,000.00	4,000.00	1,000.00	20.00%
813 - AMERICAN RESCUE PLAN FU	979,495.00	1,536,445.00	304,742.78	600,399.84	936,045.16	60.92%
820 - D A FORFEITURE	3,700.00	10,600.00	0.00	6,900.00	3,700.00	34.91%
830 - STATE APPORTIONMENT - D,	27,498.00	27,498.00	0.00	8,425.04	19,072.96	69.36%
835 - STATE LONGEVITY PAY SUPP	3,360.00	3,360.00	407.59	1,441.43	1,918.57	57.10%
862 - CDA FEDERAL FORFEITURE	10,000.00	10,000.00	0.00	0.00	10,000.00	100.00%
875 - ROCK HILL WSC	0.00	510,000.00	475.00	1,425.00	508,575.00	99.72%
881 - CHILD PROTECTIVE SERVICES	58,000.00	58,000.00	0.00	14,518.16	43,481.84	74.97%
883 - HEALTH FUND	50,000.00	50,000.00	1,325.44	7,953.13	42,046.87	84.09%
885 - AIRPORT	385,050.00	419,937.00	5,854.99	101,852.07	318,084.93	75.75%
920 - ROAD BOND 1971	1,250.00	1,250.00	0.00	0.00	1,250.00	100.00%
940 - PERMANENT IMPROVEMENT	231,000.00	231,000.00	0.00	0.00	231,000.00	100.00%
950 - JAIL IMPROVEMENT FUND	1.00	1.00	0.00	0.00	1.00	100.00%
968 - PANOLA COUNTY RETIREE HI	2,237,437.00	2,237,437.00	142,817.76	709,247.52	1,528,189.48	68.30%
<b>Report Total:</b>	<b>39,176,222.00</b>	<b>40,342,621.00</b>	<b>2,462,587.99</b>	<b>11,333,798.34</b>	<b>29,008,822.66</b>	<b>71.91%</b>





RevCategor...	Original Total Budget	Current Total Budget	Period Activity	Fiscal Activity	Variance Favorable (Unfavorable)	Percent Remaining
<b>Fund: 410 - SUPERVISION</b>						
330 - INTERGOVERNMENTAL RECEIPTS	156,499.00	156,499.00	0.00	134,467.00	-22,032.00	14.08%
340 - CHARGES FOR SERVICES	204,500.00	194,200.00	14,273.08	125,613.51	-68,586.49	35.32%
360 - MISCELLANEOUS REVENUES	25,100.00	24,900.00	2,059.75	17,649.91	-7,250.09	29.12%
390 - TRANSFERS IN	0.00	-6,899.00	0.00	-6,899.00	0.00	0.00%
<b>Fund: 410 - SUPERVISION Total:</b>	<b>386,099.00</b>	<b>368,700.00</b>	<b>16,332.83</b>	<b>270,831.42</b>	<b>-97,868.58</b>	<b>26.54%</b>
<b>Fund: 420 - COMMUNITY CORRECTIONS SUPERVISION SERVICES</b>						
330 - INTERGOVERNMENTAL RECEIPTS	44,319.00	44,319.00	0.00	33,240.00	-11,079.00	25.00%
390 - TRANSFERS IN	0.00	6,899.00	0.00	6,899.00	0.00	0.00%
<b>Fund: 420 - COMMUNITY CORRECTIONS SUPERVISION SERVICES To..</b>	<b>44,319.00</b>	<b>51,218.00</b>	<b>0.00</b>	<b>40,139.00</b>	<b>-11,079.00</b>	<b>21.63%</b>
<b>Fund: 481 - PANOLA COUNTY CSCD ADULT DRUG COURT</b>						
350 - FINES	0.00	0.00	162.66	1,591.22	1,591.22	0.00%
360 - MISCELLANEOUS REVENUES	0.00	0.00	95.39	875.53	875.53	0.00%
<b>Fund: 481 - PANOLA COUNTY CSCD ADULT DRUG COURT Total:</b>	<b>0.00</b>	<b>0.00</b>	<b>258.05</b>	<b>2,466.75</b>	<b>2,466.75</b>	<b>0.00%</b>
<b>Fund: 520 - PANOLA JUVENILE PROBATION</b>						
360 - MISCELLANEOUS REVENUES	2,800.00	2,800.00	1,268.37	15,783.64	12,983.64	463.70%
<b>Fund: 520 - PANOLA JUVENILE PROBATION Total:</b>	<b>2,800.00</b>	<b>2,800.00</b>	<b>1,268.37</b>	<b>15,783.64</b>	<b>12,983.64</b>	<b>463.70%</b>
<b>Fund: 530 - JUVENILE TITLE IV-E</b>						
360 - MISCELLANEOUS REVENUES	0.00	0.00	139.87	3,880.06	3,880.06	0.00%
<b>Fund: 530 - JUVENILE TITLE IV-E Total:</b>	<b>0.00</b>	<b>0.00</b>	<b>139.87</b>	<b>3,880.06</b>	<b>3,880.06</b>	<b>0.00%</b>
<b>Fund: 552 - REGIONAL DIVERSION ALTERNATIVES PROGRAM</b>						
330 - INTERGOVERNMENTAL RECEIPTS	1,408.00	1,408.00	0.00	1,408.11	0.11	0.01%
<b>Fund: 552 - REGIONAL DIVERSION ALTERNATIVES PROGRAM Total:</b>	<b>1,408.00</b>	<b>1,408.00</b>	<b>0.00</b>	<b>1,408.11</b>	<b>0.11</b>	<b>0.01%</b>
<b>Fund: 560 - TJPC/A/183(REGULAR)</b>						
330 - INTERGOVERNMENTAL RECEIPTS	219,147.00	219,147.00	18,263.00	182,623.00	-36,524.00	16.67%
<b>Fund: 560 - TJPC/A/183(REGULAR) Total:</b>	<b>219,147.00</b>	<b>219,147.00</b>	<b>18,263.00</b>	<b>182,623.00</b>	<b>-36,524.00</b>	<b>16.67%</b>
<b>Fund: 585 - LOCAL MATCH FUNDING/ CALE</b>						
330 - INTERGOVERNMENTAL RECEIPTS	225,000.00	225,000.00	0.00	225,000.00	0.00	0.00%
<b>Fund: 585 - LOCAL MATCH FUNDING/ CALE Total:</b>	<b>225,000.00</b>	<b>225,000.00</b>	<b>0.00</b>	<b>225,000.00</b>	<b>0.00</b>	<b>0.00%</b>
<b>Fund: 587 - STATE SALARY ADJUSTMENT F</b>						
330 - INTERGOVERNMENTAL RECEIPTS	7,085.00	7,085.00	0.00	7,085.28	0.28	0.00%
<b>Fund: 587 - STATE SALARY ADJUSTMENT F Total:</b>	<b>7,085.00</b>	<b>7,085.00</b>	<b>0.00</b>	<b>7,085.28</b>	<b>0.28</b>	<b>0.00%</b>
<b>Report Total:</b>	<b>885,858.00</b>	<b>875,358.00</b>	<b>36,262.12</b>	<b>749,217.26</b>	<b>-126,140.74</b>	<b>14.41%</b>

**Fund Summary**

Fund	Original Total Budget	Current Total Budget	Period Activity	Fiscal Activity	Variance	
					Favorable (Unfavorable)	Percent Remaining
410 - SUPERVISION	386,099.00	368,700.00	16,332.83	270,831.42	-97,868.58	26.54%
420 - COMMUNITY CORRECTIONS	44,319.00	51,218.00	0.00	40,139.00	-11,079.00	21.63%
481 - PANOLA COUNTY CSCD ADU	0.00	0.00	258.05	2,466.75	2,466.75	0.00%
520 - PANOLA JUVENILE PROBATIC	2,800.00	2,800.00	1,268.37	15,783.64	12,983.64	463.70%
530 - JUVENILE TITLE IV-E	0.00	0.00	139.87	3,880.06	3,880.06	0.00%
552 - REGIONAL DIVERSION ALTER	1,408.00	1,408.00	0.00	1,408.11	0.11	0.01%
560 - TJPC/A/183(REGULAR)	219,147.00	219,147.00	18,263.00	182,623.00	-36,524.00	16.67%
585 - LOCAL MATCH FUNDING/ CA	225,000.00	225,000.00	0.00	225,000.00	0.00	0.00%
587 - STATE SALARY ADJUSTMENT	7,085.00	7,085.00	0.00	7,085.28	0.28	0.00%
<b>Report Total:</b>	<b>885,858.00</b>	<b>875,358.00</b>	<b>36,262.12</b>	<b>749,217.26</b>	<b>-126,140.74</b>	<b>14.41%</b>



ExpCategor...	Original Total Budget	Current Total Budget	Period Activity	Fiscal Activity	Variance Favorable (Unfavorable)	Percent Remaining
<b>Fund: 410 - SUPERVISION</b>						
520 - BENEFITS	83,752.00	81,822.00	6,370.06	58,590.61	23,231.39	28.39%
610 - PERSONAL SERVICES	209,430.00	209,430.00	16,425.90	151,939.37	57,490.63	27.45%
630 - TRAVEL & FURNISHED TRANSPORTATION	14,588.00	14,588.00	62.21	5,481.43	9,106.57	62.43%
640 - CONTRACT SERVICES	33,760.00	20,260.00	0.00	1,975.00	18,285.00	90.25%
650 - PROFESSIONAL SERVICE	29,726.00	30,726.00	1,842.00	22,838.00	7,888.00	25.67%
660 - SUPPLIES & OPERATING EXPENSES	9,200.00	9,200.00	246.45	1,816.93	7,383.07	80.25%
670 - UTILITIES	2,700.00	2,700.00	201.05	1,809.45	890.55	32.98%
680 - EQUIPMENT	3,600.00	3,600.00	0.00	1,028.30	2,571.70	71.44%
<b>Fund: 410 - SUPERVISION Total:</b>	<b>386,756.00</b>	<b>372,326.00</b>	<b>25,147.67</b>	<b>245,479.09</b>	<b>126,846.91</b>	<b>34.07%</b>
<b>Fund: 420 - COMMUNITY CORRECTIONS SUPERVISION SERVICES</b>						
520 - BENEFITS	13,028.00	12,385.00	931.38	8,635.67	3,749.33	30.27%
610 - PERSONAL SERVICES	38,500.00	38,500.00	3,019.60	27,931.35	10,568.65	27.45%
650 - PROFESSIONAL SERVICE	333.00	333.00	0.00	0.00	333.00	100.00%
<b>Fund: 420 - COMMUNITY CORRECTIONS SUPERVISION SERVICES To..</b>	<b>51,861.00</b>	<b>51,218.00</b>	<b>3,950.98</b>	<b>36,567.02</b>	<b>14,650.98</b>	<b>28.61%</b>
<b>Fund: 481 - PANOLA COUNTY CSCD ADULT DRUG COURT</b>						
640 - CONTRACT SERVICES	0.00	12,500.00	1,630.00	5,032.50	7,467.50	59.74%
<b>Fund: 481 - PANOLA COUNTY CSCD ADULT DRUG COURT Total:</b>	<b>0.00</b>	<b>12,500.00</b>	<b>1,630.00</b>	<b>5,032.50</b>	<b>7,467.50</b>	<b>59.74%</b>
<b>Fund: 520 - PANOLA JUVENILE PROBATION</b>						
550 - CAPITAL OUTLAY	2,800.00	2,800.00	0.00	0.00	2,800.00	100.00%
<b>Fund: 520 - PANOLA JUVENILE PROBATION Total:</b>	<b>2,800.00</b>	<b>2,800.00</b>	<b>0.00</b>	<b>0.00</b>	<b>2,800.00</b>	<b>100.00%</b>
<b>Fund: 530 - JUVENILE TITLE IV-E</b>						
690 - RESIDENTIAL PLACEMENT	25,000.00	25,000.00	0.00	0.00	25,000.00	100.00%
<b>Fund: 530 - JUVENILE TITLE IV-E Total:</b>	<b>25,000.00</b>	<b>25,000.00</b>	<b>0.00</b>	<b>0.00</b>	<b>25,000.00</b>	<b>100.00%</b>
<b>Fund: 552 - REGIONAL DIVERSION ALTERNATIVES PROGRAM</b>						
695 - NON RESIDENTIAL	1,408.00	1,408.00	0.00	0.00	1,408.00	100.00%
<b>Fund: 552 - REGIONAL DIVERSION ALTERNATIVES PROGRAM Total:</b>	<b>1,408.00</b>	<b>1,408.00</b>	<b>0.00</b>	<b>0.00</b>	<b>1,408.00</b>	<b>100.00%</b>
<b>Fund: 560 - TJPC/A/183(REGULAR)</b>						
610 - PERSONAL SERVICES	77,175.00	77,175.00	6,066.46	56,116.01	21,058.99	27.29%
630 - TRAVEL & FURNISHED TRANSPORTATION	7,000.00	7,000.00	0.00	2,647.25	4,352.75	62.18%
660 - SUPPLIES & OPERATING EXPENSES	14,400.00	14,400.00	0.00	881.18	13,518.82	93.88%
690 - RESIDENTIAL PLACEMENT	108,572.00	108,572.00	0.00	2,700.00	105,872.00	97.51%
695 - NON RESIDENTIAL	12,000.00	12,000.00	212.50	2,380.00	9,620.00	80.17%
<b>Fund: 560 - TJPC/A/183(REGULAR) Total:</b>	<b>219,147.00</b>	<b>219,147.00</b>	<b>6,278.96</b>	<b>64,724.44</b>	<b>154,422.56</b>	<b>70.47%</b>
<b>Fund: 585 - LOCAL MATCH FUNDING/ CALE</b>						
520 - BENEFITS	116,189.00	116,750.00	9,137.06	83,368.48	33,381.52	28.59%
540 - OTHER SERVICES AND CHARGES	0.00	20,000.00	0.00	0.00	20,000.00	100.00%
610 - PERSONAL SERVICES	48,577.00	48,016.00	3,789.24	35,051.12	12,964.88	27.00%
630 - TRAVEL & FURNISHED TRANSPORTATION	45,000.00	45,000.00	0.00	29,301.00	15,699.00	34.89%
660 - SUPPLIES & OPERATING EXPENSES	17,234.00	17,234.00	885.37	13,632.48	3,601.52	20.90%
690 - RESIDENTIAL PLACEMENT	38,000.00	38,000.00	0.00	0.00	38,000.00	100.00%
<b>Fund: 585 - LOCAL MATCH FUNDING/ CALE Total:</b>	<b>265,000.00</b>	<b>285,000.00</b>	<b>13,811.67</b>	<b>161,353.08</b>	<b>123,646.92</b>	<b>43.38%</b>
<b>Fund: 587 - STATE SALARY ADJUSTMENT F</b>						
520 - BENEFITS	561.00	0.00	0.00	0.00	0.00	0.00%
610 - PERSONAL SERVICES	6,524.00	7,085.00	518.72	4,798.22	2,286.78	32.28%
<b>Fund: 587 - STATE SALARY ADJUSTMENT F Total:</b>	<b>7,085.00</b>	<b>7,085.00</b>	<b>518.72</b>	<b>4,798.22</b>	<b>2,286.78</b>	<b>32.28%</b>
<b>Report Total:</b>	<b>959,057.00</b>	<b>976,484.00</b>	<b>51,338.00</b>	<b>517,954.35</b>	<b>458,529.65</b>	<b>46.96%</b>

**Fund Summary**

Fund	Original Total Budget	Current Total Budget	Period Activity	Fiscal Activity	Variance	
					Favorable (Unfavorable)	Percent Remaining
410 - SUPERVISION	386,756.00	372,326.00	25,147.67	245,479.09	126,846.91	34.07%
420 - COMMUNITY CORRECTIONS	51,861.00	51,218.00	3,950.98	36,567.02	14,650.98	28.61%
481 - PANOLA COUNTY CSCD ADU	0.00	12,500.00	1,630.00	5,032.50	7,467.50	59.74%
520 - PANOLA JUVENILE PROBATIC	2,800.00	2,800.00	0.00	0.00	2,800.00	100.00%
530 - JUVENILE TITLE IV-E	25,000.00	25,000.00	0.00	0.00	25,000.00	100.00%
552 - REGIONAL DIVERSION ALTER	1,408.00	1,408.00	0.00	0.00	1,408.00	100.00%
560 - TJPC/A/183(REGULAR)	219,147.00	219,147.00	6,278.96	64,724.44	154,422.56	70.47%
585 - LOCAL MATCH FUNDING/ CA	265,000.00	285,000.00	13,811.67	161,353.08	123,646.92	43.38%
587 - STATE SALARY ADJUSTMENT	7,085.00	7,085.00	518.72	4,798.22	2,286.78	32.28%
<b>Report Total:</b>	<b>959,057.00</b>	<b>976,484.00</b>	<b>51,338.00</b>	<b>517,954.35</b>	<b>458,529.65</b>	<b>46.96%</b>





Panola County, Texas

# Detail Report Account Summary

Date Range: 05/01/2024 - 05/31/2024

Account	Name	Beginning Balance	Total Activity	Ending Balance
<b>Fund: 100 - GENERAL</b>				
<a href="#">100-10200</a>	CERTIFICATES OF DEPOSITS	37,838,600.00	300,000.00	38,138,600.00
<a href="#">100-10400</a>	ADVANCED TAX CERTIFICATE OF DEPOSIT	0.00	0.00	0.00
	<b>Total Fund: 100 - GENERAL:</b>	<b>37,838,600.00</b>	<b>300,000.00</b>	<b>38,138,600.00</b>
<b>Fund: 130 - LAW LIBRARY</b>				
<a href="#">130-10200</a>	CERTIFICATES OF DEPOSITS	54,000.00	0.00	54,000.00
	<b>Total Fund: 130 - LAW LIBRARY:</b>	<b>54,000.00</b>	<b>0.00</b>	<b>54,000.00</b>
<b>Fund: 150 - COURTHOUSE SECURITY</b>				
<a href="#">150-10200</a>	CERTIFICATES OF DEPOSITS	187,000.00	0.00	187,000.00
	<b>Total Fund: 150 - COURTHOUSE SECURITY:</b>	<b>187,000.00</b>	<b>0.00</b>	<b>187,000.00</b>
<b>Fund: 160 - RECORDS MANAGEMENT</b>				
<a href="#">160-10200</a>	CERTIFICATES OF DEPOSITS	6,000.00	0.00	6,000.00
	<b>Total Fund: 160 - RECORDS MANAGEMENT:</b>	<b>6,000.00</b>	<b>0.00</b>	<b>6,000.00</b>
<b>Fund: 170 - COUNTY CLERK RECORDS PRES</b>				
<a href="#">170-10200</a>	CERTIFICATES OF DEPOSITS	403,000.00	0.00	403,000.00
	<b>Total Fund: 170 - COUNTY CLERK RECORDS PRES:</b>	<b>403,000.00</b>	<b>0.00</b>	<b>403,000.00</b>
<b>Fund: 175 - ARCHIVE FEES</b>				
<a href="#">175-10200</a>	CERTIFICATES OF DEPOSITS	53,000.00	0.00	53,000.00
	<b>Total Fund: 175 - ARCHIVE FEES:</b>	<b>53,000.00</b>	<b>0.00</b>	<b>53,000.00</b>
<b>Fund: 180 - JUSTICE COURT TECHNOLOGY</b>				
<a href="#">180-10200</a>	CERTIFICATES OF DEPOSITS	64,000.00	0.00	64,000.00
	<b>Total Fund: 180 - JUSTICE COURT TECHNOLOGY:</b>	<b>64,000.00</b>	<b>0.00</b>	<b>64,000.00</b>
<b>Fund: 200 - ROAD &amp; BRIDGE</b>				
<a href="#">200-10200</a>	CERTIFICATES OF DEPOSITS	14,608,800.00	30,000.00	14,638,800.00
<a href="#">200-10400</a>	ADVANCED TAX CERTIFICATE OF DEPOSIT	0.00	0.00	0.00
	<b>Total Fund: 200 - ROAD &amp; BRIDGE:</b>	<b>14,608,800.00</b>	<b>30,000.00</b>	<b>14,638,800.00</b>
<b>Fund: 300 - FM &amp; LATERAL</b>				
<a href="#">300-10200</a>	CERTIFICATES OF DEPOSITS	2,883,400.00	0.00	2,883,400.00
<a href="#">300-10400</a>	ADVANCED TAX CERTIFICATE OF DEPOSIT	0.00	0.00	0.00
	<b>Total Fund: 300 - FM &amp; LATERAL:</b>	<b>2,883,400.00</b>	<b>0.00</b>	<b>2,883,400.00</b>
<b>Fund: 520 - PANOLA JUVENILE PROBATION</b>				
<a href="#">520-10200</a>	CERTIFICATES OF DEPOSITS	50,000.00	0.00	50,000.00
	<b>Total Fund: 520 - PANOLA JUVENILE PROBATION:</b>	<b>50,000.00</b>	<b>0.00</b>	<b>50,000.00</b>
<b>Fund: 530 - JUVENILE TITLE IV-E</b>				

Detail Report

Date Range: 05/01/2024 - 05/31/2024

Account	Name	Beginning Balance	Total Activity	Ending Balance
<a href="#">530-10200</a>	CERTIFICATES OF DEPOSITS	100,000.00	0.00	100,000.00
<b>Total Fund: 530 - JUVENILE TITLE IV-E:</b>		<b>100,000.00</b>	<b>0.00</b>	<b>100,000.00</b>
<b>Fund: 585 - LOCAL MATCH FUNDING/ CALE</b> <a href="#">585-10200</a>	CERTIFICATES OF DEPOSITS	200,000.00	0.00	200,000.00
<b>Total Fund: 585 - LOCAL MATCH FUNDING/ CALE:</b>		<b>200,000.00</b>	<b>0.00</b>	<b>200,000.00</b>
<b>Fund: 700 - HOT CHECK FEE</b> <a href="#">700-10200</a>	CERTIFICATES OF DEPOSITS	21,000.00	0.00	21,000.00
<b>Total Fund: 700 - HOT CHECK FEE:</b>		<b>21,000.00</b>	<b>0.00</b>	<b>21,000.00</b>
<b>Fund: 800 - SHERIFF'S STATE FORFEITUR</b> <a href="#">800-10200</a>	CERTIFICATES OF DEPOSITS	12,000.00	0.00	12,000.00
<b>Total Fund: 800 - SHERIFF'S STATE FORFEITUR:</b>		<b>12,000.00</b>	<b>0.00</b>	<b>12,000.00</b>
<b>Fund: 820 - D A FORFEITURE</b> <a href="#">820-10200</a>	CERTIFICATES OF DEPOSITS	4,000.00	0.00	4,000.00
<b>Total Fund: 820 - D A FORFEITURE:</b>		<b>4,000.00</b>	<b>0.00</b>	<b>4,000.00</b>
<b>Fund: 881 - CHILD PROTECTIVE SERVICES</b> <a href="#">881-10200</a>	CERTIFICATES OF DEPOSITS	106,000.00	0.00	106,000.00
<b>Total Fund: 881 - CHILD PROTECTIVE SERVICES:</b>		<b>106,000.00</b>	<b>0.00</b>	<b>106,000.00</b>
<b>Fund: 883 - HEALTH FUND</b> <a href="#">883-10200</a>	CERTIFICATES OF DEPOSITS	3,543,000.00	0.00	3,543,000.00
<b>Total Fund: 883 - HEALTH FUND:</b>		<b>3,543,000.00</b>	<b>0.00</b>	<b>3,543,000.00</b>
<b>Fund: 885 - AIRPORT</b> <a href="#">885-10200</a>	CERTIFICATES OF DEPOSITS	128,000.00	0.00	128,000.00
<b>Total Fund: 885 - AIRPORT:</b>		<b>128,000.00</b>	<b>0.00</b>	<b>128,000.00</b>
<b>Fund: 920 - ROAD BOND 1971</b> <a href="#">920-10200</a>	CERTIFICATES OF DEPOSITS	258,000.00	0.00	258,000.00
<b>Total Fund: 920 - ROAD BOND 1971:</b>		<b>258,000.00</b>	<b>0.00</b>	<b>258,000.00</b>
<b>Fund: 940 - PERMANENT IMPROVEMENT</b> <a href="#">940-10200</a>	CERTIFICATES OF DEPOSITS	232,000.00	0.00	232,000.00
<b>Total Fund: 940 - PERMANENT IMPROVEMENT:</b>		<b>232,000.00</b>	<b>0.00</b>	<b>232,000.00</b>
<b>Fund: 955 - BOND PROCEEDS 2007 DETENT</b> <a href="#">955-10200</a>	CERTIFICATES OF DEPOSITS	0.00	0.00	0.00
<b>Total Fund: 955 - BOND PROCEEDS 2007 DETENT:</b>		<b>0.00</b>	<b>0.00</b>	<b>0.00</b>
<b>Fund: 956 - RESERVE DETENTION CENTER</b> <a href="#">956-10200</a>	CERTIFICATES OF DEPOSITS	0.00	0.00	0.00
<b>Total Fund: 956 - RESERVE DETENTION CENTER:</b>		<b>0.00</b>	<b>0.00</b>	<b>0.00</b>
<b>Fund: 968 - PANOLA COUNTY RETIREE HEA</b> <a href="#">968-10200</a>	CERTIFICATES OF DEPOSITS	39,035,000.00	500,000.00	39,535,000.00
<b>Total Fund: 968 - PANOLA COUNTY RETIREE HEA:</b>		<b>39,035,000.00</b>	<b>500,000.00</b>	<b>39,535,000.00</b>
<b>Fund: 985 - ADV AD VALOREM</b>				

Detail Report

Date Range: 05/01/2024 - 05/31/2024

Account

Name

Beginning Balance

Total Activity

Ending Balance

[985-10200](#)

CERTIFICATES OF DEPOSITS

0.00

0.00

0.00

Total Fund: 985 - ADV AD VALOREM:

0.00

0.00

0.00

Grand Totals:

99,786,800.00

830,000.00

100,616,800.00

**Fund Summary**

Fund	Beginning Balance	Total Activity	Ending Balance
100 - GENERAL	37,838,600.00	300,000.00	38,138,600.00
130 - LAW LIBRARY	54,000.00	0.00	54,000.00
150 - COURTHOUSE SECURITY	187,000.00	0.00	187,000.00
160 - RECORDS MANAGEMENT	6,000.00	0.00	6,000.00
170 - COUNTY CLERK RECORDS PRES	403,000.00	0.00	403,000.00
175 - ARCHIVE FEES	53,000.00	0.00	53,000.00
180 - JUSTICE COURT TECHNOLOGY	64,000.00	0.00	64,000.00
200 - ROAD & BRIDGE	14,608,800.00	30,000.00	14,638,800.00
300 - FM & LATERAL	2,883,400.00	0.00	2,883,400.00
520 - PANOLA JUVENILE PROBATION	50,000.00	0.00	50,000.00
530 - JUVENILE TITLE IV-E	100,000.00	0.00	100,000.00
585 - LOCAL MATCH FUNDING/ CALE	200,000.00	0.00	200,000.00
700 - HOT CHECK FEE	21,000.00	0.00	21,000.00
800 - SHERIFF'S STATE FORFEITUR	12,000.00	0.00	12,000.00
820 - D A FORFEITURE	4,000.00	0.00	4,000.00
881 - CHILD PROTECTIVE SERVICES	106,000.00	0.00	106,000.00
883 - HEALTH FUND	3,543,000.00	0.00	3,543,000.00
885 - AIRPORT	128,000.00	0.00	128,000.00
920 - ROAD BOND 1971	258,000.00	0.00	258,000.00
940 - PERMANENT IMPROVEMENT	232,000.00	0.00	232,000.00
955 - BOND PROCEEDS 2007 DETENT	0.00	0.00	0.00
956 - RESERVE DETENTION CENTER	0.00	0.00	0.00
968 - PANOLA COUNTY RETIREE HEA	39,035,000.00	500,000.00	39,535,000.00
985 - ADV AD VALOREM	0.00	0.00	0.00
<b>Grand Total:</b>	<b>99,786,800.00</b>	<b>830,000.00</b>	<b>100,616,800.00</b>



Panola County, Texas

# Treasurers Report Summary

Date Range: 05/01/2024 - 05/31/2024

	Beginning Cash Balance	Revenues	Expenses	Net Change Assets	Net Change Liabilities	Calculated Ending Balance	Actual Ending Balance	Calculated - Actual Ending
nd								
30 - GENERAL	3,381,168.44	284,491.84	1,472,374.52	300,000.00	-30,250.87	1,923,536.63	1,923,536.63	0.00
10 - CREDIT CARD CLEARING FUND	13,337.81	0.00	0.00	0.00	7,635.60	5,702.21	5,702.21	0.00
12 - JP CREDIT CARD CLEARING	25,718.20	0.00	0.00	0.00	1,092.73	24,625.47	24,625.47	0.00
30 - LAW LIBRARY	51,323.37	1,390.82	1,005.28	0.00	0.00	51,708.91	51,708.91	0.00
40 - COUNTY JUVENILE DELINQUENCY PREVENTION FUND	175.47	0.00	0.00	0.00	0.00	175.47	175.47	0.00
50 - COURTHOUSE SECURITY	83,866.09	1,443.67	0.00	0.00	0.00	85,309.76	85,309.76	0.00
60 - RECORDS MANAGEMENT	27,937.26	38.48	0.00	0.00	0.00	27,975.74	27,975.74	0.00
62 - COUNTY & DISTRICT COURT T	8,753.55	13.96	0.00	0.00	0.00	8,767.51	8,767.51	0.00
65 - COURT RECORD PRESERVATION	16,693.50	0.00	0.00	0.00	0.00	16,693.50	16,693.50	0.00
66 - DISTRICT COURT RECORDS TECHNOLOGY	25,472.62	15.42	0.00	0.00	0.00	25,488.04	25,488.04	0.00
68 - DISTRICT CLERK RECORDS MANAGEMENT & PRESERVATION	33,469.98	1,028.68	0.00	0.00	0.00	34,498.66	34,498.66	0.00
70 - COUNTY CLERK RECORDS PRES	274,977.70	8,630.24	0.00	0.00	0.00	283,607.94	283,607.94	0.00
175 - ARCHIVE FEES	542,254.98	6,418.42	0.00	0.00	0.00	548,673.40	548,673.40	0.00
180 - JUSTICE COURT TECHNOLOGY	57,909.76	254.49	0.00	0.00	0.00	58,164.25	58,164.25	0.00
190 - V.I.T. INTEREST	4,792.45	0.00	0.00	0.00	0.00	4,792.45	4,792.45	0.00
195 - ELECTION SERVICES CONTRAC	33,382.01	29,274.03	0.00	0.00	0.00	62,656.04	62,656.04	0.00
200 - ROAD & BRIDGE	1,293,003.48	136,699.27	503,599.35	30,000.00	-112,694.92	1,008,798.32	1,008,798.32	0.00
252 - PANOLA COUNTY AUCTION PROCEEDS	196.98	0.00	0.00	0.00	0.00	196.98	196.98	0.00
300 - FM & LATERAL	217,335.11	12,869.19	27,985.28	0.00	-68.90	202,287.92	202,287.92	0.00
410 - SUPERVISION	47,126.08	0.00	25,147.67	0.00	-37.36	22,015.77	22,015.77	0.00
420 - COMMUNITY CORRECTIONS SUPERVISION SERVICES	7,522.96	0.00	3,950.98	0.00	0.00	3,571.98	3,571.98	0.00
481 - PANOLA COUNTY CSCD ADULT DRUG COURT	33,495.61	162.66	1,630.00	0.00	0.00	32,028.27	32,028.27	0.00
520 - PANOLA JUVENILE PROBATION	38,821.81	0.00	0.00	0.00	0.00	38,821.81	38,821.81	0.00
530 - JUVENILE TITLE IV-E	46,967.41	0.00	0.00	0.00	0.00	46,967.41	46,967.41	0.00
540 - TJPC/ C.C.A.P. FUND	0.00	0.00	0.00	0.00	0.00	0.00	0.00	0.00
552 - REGIONAL DIVERSION ALTERNATIVES PROGRAM	1,408.11	0.00	0.00	0.00	0.00	1,408.11	1,408.11	0.00
555 - PRE & POST ADJUDICATION	0.00	0.00	0.00	0.00	0.00	0.00	0.00	0.00
560 - TJPC/A/183(REGULAR)	105,914.52	18,263.00	6,278.96	0.00	0.00	117,898.56	117,898.56	0.00
572 - PROBATION PAYROLL FUND	418.59	0.00	0.00	0.00	-38.84	457.43	457.43	0.00
580 - COMMITMENT REDUCTION PROG	0.00	0.00	0.00	0.00	0.00	0.00	0.00	0.00
582 - MENTAL HEALTH SERVICES GRANT N	0.00	0.00	0.00	0.00	0.00	0.00	0.00	0.00
585 - LOCAL MATCH FUNDING/ CALE	270,365.03	0.00	13,811.67	0.00	-39.81	256,593.17	256,593.17	0.00
587 - STATE SALARY ADJUSTMENT F	2,805.78	0.00	518.72	0.00	0.00	2,287.06	2,287.06	0.00
700 - HOT CHECK FEE	14,238.23	0.00	0.00	0.00	0.00	14,238.23	14,238.23	0.00
720 - PRETRIAL INTERVENTION PROGRAM FUND	32,553.43	1,700.00	0.00	0.00	0.00	34,253.43	34,253.43	0.00
800 - SHERIFF'S STATE FORFEITUR	9,394.43	55.76	2,000.00	0.00	0.00	7,450.19	7,450.19	0.00
810 - JAIL COMMISSARY FUND	62,838.52	1,718.87	0.00	0.00	0.00	64,557.39	64,557.39	0.00



Treasurers Report

Fund	Beginning Cash Balance	Revenues	Expenses	Net Change Assets	Net Change Liabilities	Calculated Ending Balance	Actual Ending Balance	Calculated - Actual Ending
812 - CORONAVIRUS RELIEF FUND	0.00	0.00	0.00	0.00	0.00	0.00	0.00	0.00
813 - AMERICAN RESCUE PLAN FUND	1,417,117.06	0.00	304,742.78	0.00	0.00	1,112,374.28	1,112,374.28	0.00
815 - HOMELAND SECURITY GRANT F	0.00	0.00	0.00	0.00	0.00	0.00	0.00	0.00
820 - D A FORFEITURE	32,493.54	5,111.32	0.00	0.00	0.00	37,604.86	37,604.86	0.00
830 - STATE APPORTIONMENT - DA	2,843.92	9,165.99	0.00	0.00	0.00	12,009.91	12,009.91	0.00
835 - STATE LONGEVITY PAY SUPPL	-319.66	0.00	407.59	0.00	0.00	-727.25	-727.25	0.00
840 - CONST.PCT.2 STATE FORFEIT	1,129.11	0.00	0.00	0.00	0.00	1,129.11	1,129.11	0.00
842 - CONST.PCT.1 STATE FORFEIT	211.05	0.00	0.00	0.00	0.00	211.05	211.05	0.00
860 - SHERIFF FEDERAL FORFEITUR	8,537.57	0.00	0.00	0.00	0.00	8,537.57	8,537.57	0.00
862 - CDA FEDERAL FORFEITURE	63,891.86	0.00	0.00	0.00	0.00	63,891.86	63,891.86	0.00
864 - CONSTABLE 1&4 FEDERAL FOR	0.00	0.00	0.00	0.00	0.00	0.00	0.00	0.00
866 - CONSTABLE PCT 2&3 FEDERAL	345.18	0.00	0.00	0.00	0.00	345.18	345.18	0.00
875 - ROCK HILL WSC	9,050.00	0.00	475.00	0.00	0.00	8,575.00	8,575.00	0.00
881 - CHILD PROTECTIVE SERVICES	33,092.72	1,138.83	0.00	0.00	810.00	33,421.55	33,421.55	0.00
882 - OPIOID SETTLEMENT FUND	31,369.14	0.00	0.00	0.00	0.00	31,369.14	31,369.14	0.00
883 - HEALTH FUND	653,004.75	14,496.60	1,325.44	0.00	846.64	665,329.27	665,329.27	0.00
885 - AIRPORT	292,484.92	21,957.45	5,854.99	0.00	-42.27	308,629.65	308,629.65	0.00
920 - ROAD BOND 1971	63,946.35	892.10	0.00	0.00	0.00	64,838.45	64,838.45	0.00
940 - PERMANENT IMPROVEMENT	20,984.17	780.59	0.00	0.00	0.00	21,764.76	21,764.76	0.00
950 - JAIL IMPROVEMENT FUND	501.70	0.00	0.00	0.00	0.00	501.70	501.70	0.00
968 - PANOLA COUNTY RETIREE HEA	960,029.20	208,565.08	142,817.76	500,000.00	0.00	525,776.52	525,776.52	0.00
972 - PAYROLL FUND	22,931.12	0.00	0.00	0.00	-795.80	23,726.92	23,726.92	0.00
974 - CHILD SUPPORT PAYMENTS/EXPERTPAY	0.04	0.00	0.00	0.00	0.00	0.04	0.04	0.00
980 - CRIMINAL JUSTICE	16,641.15	0.00	0.00	0.00	-15,121.76	31,762.91	31,762.91	0.00
981 - CRIMINAL JUSTICE CIVIL	3,451.50	0.00	0.00	0.00	-3,644.91	7,096.41	7,096.41	0.00
982 - APPELLATE JUDICIAL FEES	854.33	0.00	0.00	0.00	-4.10	858.43	858.43	0.00
<b>Report Total:</b>	<b>10,400,229.99</b>	<b>766,576.76</b>	<b>2,513,925.99</b>	<b>830,000.00</b>	<b>-152,354.57</b>	<b>7,975,235.33</b>	<b>7,975,235.33</b>	<b>0.00</b>

*John Reed 6-6-24*

**PANOLA COUNTY INVESTMENT REPORT  
SEPTEMBER 30, 2023**

INVESTMENTS AS OF 06/30/2023	88,517,000.00		
		<b>Investments</b>	<b>Maturity</b>
			<b>Int. Rate</b>
Beginning Balance 07/01/2023	88,517,000.00		
Matured on 07/27/2023 (Purchased on 04/27/2023)	(11,000,000.00)		
Matured on 07/27/2023 (Purchased on 04/27/2023)	23,423,000.00		
Purchase of CD No. 2130440758 on 07/27/2023	20,923,000.00		
General Fund	14,500,000.00		10/26/2023
Law Library	20,000.00		
Courthouse Security	58,000.00		
Records Management	1,000.00		
CC Records Preservation	118,000.00		
Archive	17,000.00		
Justice Court Technology	20,000.00		
Road & Bridge	4,330,000.00		
FM & Lateral Road	605,000.00		
Hot Check Fee	6,000.00		
Sheriff's State Forfeiture	7,000.00		
Child Protective Services	20,000.00		
Health Fund	1,043,000.00		
Airport	38,000.00		
Road Bond 1971	78,000.00		
Permanent Improvement	62,000.00		
Purchase of CD No. 2130440759 on 07/27/2023	11,000,000.00	11,000,000.00	10/26/2023
Retiree Health Benefit Trust	11,000,000.00		4.518%
Matured on 08/31/2023 (Purchased on 05/31/2023)	(12,000,000.00)		
Matured on 08/31/2023 (Purchased on 05/31/2023)	(15,845,000.00)		
Purchase of CD No. 2130440780 on 08/31/2023	11,845,000.00		
General Fund	7,400,000.00		11/30/2023
Law Library	16,000.00		
Courthouse Security	59,000.00		
Records Management	3,000.00		
CC Records Preservation	180,000.00		
Archive	16,000.00		
Justice Court Technology	21,000.00		
Road & Bridge	1,700,000.00		
FM & Lateral Road	880,000.00		
Hot Check Fee	10,000.00		
Sheriff's State Forfeiture	5,000.00		
Child Protective Services	65,000.00		
Health Fund	1,300,000.00		
Airport	40,000.00		
Road Bond 1971	80,000.00		
Permanent Improvement	70,000.00		
Purchase of CD No. 2130440781 on 08/31/2023	12,000,000.00	12,000,000.00	11/30/2023
Retiree Health Benefit Trust	12,000,000.00		4.560%
Matured on 09/29/2023 (Purchased on 06/29/2023)	(13,419,000.00)		
Matured on 09/29/2023 (Purchased on 06/29/2023)	(12,500,000.00)		
Matured on 09/29/2023 (Purchased on 06/29/2023)	(330,000.00)		
Purchase of CD No. 21304400787 on 09/29/2023	350,000.00		
Juvenile Probation	50,000.00		12/29/2023
Title IV-E	100,000.00		
Local Match	200,000.00		
Purchase of CD No. 21304400788 on 09/29/2023	14,000,000.00	14,000,000.00	12/29/2023
Retiree Health Benefit Trust	14,000,000.00		4.550%
Purchase of CD No. 21304400789 on 09/29/2023	13,073,000.00	13,073,000.00	12/29/2023
General Fund	6,700,000.00		4.550%
Law Library	18,000.00		
Courthouse Security	70,000.00		
Records Management	2,000.00		
CC Records Preservation	105,000.00		
Archive	20,000.00		
Justice Court Technology	23,000.00		
Road & Bridge	3,600,000.00		
FM & Lateral Road	1,055,000.00		
Hot Check Fee	5,000.00		
DA State Forfeiture	4,000.00		
Child Protective Services	21,000.00		
Health Fund	1,200,000.00		
Airport	50,000.00		
Road Bond 1971	100,000.00		
Permanent Improvement	100,000.00		
INVESTMENTS AS OF SEPTEMBER 30, 2023	83,191,000.00		

THE MARKET VALUE OF ALL INVESTMENTS IS THE SAME AS CARRYING VALUE.

To the best of our knowledge and belief, the transactions reflected in this investment report are in compliance with the investment policy of PANOLA COUNTY and conform to the requirements of the PUBLIC FUNDS INVESTMENT ACT.

*[Signature]*  
 Panola County Judge  
 Date 06-18-24

*[Signature]*  
 Panola County Auditor  
 Date 6-18-24

*[Signature]*  
 Panola County Treasurer  
 Date

**PANOLA COUNTY INVESTMENT REPORT  
DECEMBER 31, 2023**

INVESTMENTS AS OF 10/31/2023	83,191,000.00		
		Investments	Maturity
			Int. Rate
Beginning Balance 10/01/23	83,191,000.00		
Matured on 10/26/2023 (Purchased on 07/27/2023)	(20,923,000.00)		
Matured on 10/26/2023 (Purchased on 07/27/2023)	(11,000,000.00)		
Purchase of CD No. 21304400804 on 10/26/2023	20,923,000.00		1/25/2024
General Fund	14,500,000.00		4.558%
Law Library	20,000.00		
Courthouse Security	58,000.00		
Records Management	1,000.00		
CC Records Preservation	118,000.00		
Archive	17,000.00		
Justice Court Technology	20,000.00		
Road & Bridge	4,330,000.00		
FM & Lateral Road	605,000.00		
Hot Check Fee	6,000.00		
Sheriff's State Forfeiture	7,000.00		
Child Protective Services	20,000.00		
Health Fund	1,043,000.00		
Airport	38,000.00		
Road Bond 1971	78,000.00		
Permanent Improvement	62,000.00		
Purchase of CD No. 21304400805 on 10/26/2023	11,000,000.00		1/25/2024
Retiree Health Benefit Trust	11,000,000.00		4.558%
Purchase of CD No. 21304400809 on 11/03/2023	7,431,316.09		1/25/2024
General Fund	5,366,565.03		4.495%
Road & Bridge	1,877,240.40		
FM & Lateral Road	187,510.66		
Matured on 11/30/2023 (Purchased on 08/31/2023)	(11,845,000.00)		
Matured on 11/30/2023 (Purchased on 08/31/2023)	(12,000,000.00)		
Purchase of CD No. 2130440780 on 11/30/2023	8,475,000.00		2/29/2024
General Fund	4,600,000.00		4.475%
Law Library	16,000.00		
Courthouse Security	59,000.00		
Records Management	3,000.00		
CC Records Preservation	180,000.00		
Archive	16,000.00		
Justice Court Technology	21,000.00		
Road & Bridge	1,170,000.00		
FM & Lateral Road	840,000.00		
Hot Check Fee	10,000.00		
Sheriff's State Forfeiture	5,000.00		
Child Protective Services	65,000.00		
Health Fund	1,300,000.00		
Airport	40,000.00		
Road Bond 1971	80,000.00		
Permanent Improvement	70,000.00		
Purchase of CD No. 2130440781 on 11/30/2023	12,000,000.00		2/29/2024
Retiree Health Benefit Trust	12,000,000.00		4.475%
Purchase of CD No. 21304400841 on 12/08/2023	7,569,226.75		3/28/2024
General Fund	5,465,220.85		4.430%
Road & Bridge	1,913,121.40		
FM & Lateral Road	190,884.50		
Matured on 12/29/2023 (Purchased on 06/29/2023)	(350,000.00)		
Matured on 12/29/2023 (Purchased on 09/29/2023)	(14,000,000.00)		
Matured on 12/29/2023 (Purchased on 09/29/2023)	(13,073,000.00)		
Purchase of CD No. 21304400856 on 12/29/2023	12,073,000.00		3/28/2024
General Fund	6,000,000.00		4.443%
Law Library	18,000.00		
Courthouse Security	70,000.00		
Records Management	2,000.00		
CC Records Preservation	105,000.00		
Archive	20,000.00		
Justice Court Technology	23,000.00		
Road & Bridge	3,300,000.00		
FM & Lateral Road	1,055,000.00		
Hot Check Fee	5,000.00		
Sheriff's State Forfeiture	4,000.00		
Child Protective Services	21,000.00		
Health Fund	1,200,000.00		
Airport	50,000.00		
Road Bond 1971	100,000.00		
Permanent Improvement	100,000.00		
Purchase of CD No. 21304400857 on 12/29/2023	16,000,000.00		3/28/2024
Retiree Health Benefit Trust	16,000,000.00		4.443%
Purchase of CD No. 21304400858 on 12/29/2023	350,000.00		3/28/2024
Juvenile Probation	50,000.00		4.443%
Title IV-E	100,000.00		
Local Match	200,000.00		
<b>INVESTMENTS AS OF DECEMBER 31, 2023</b>	<b>95,821,542.84</b>		

THE MARKET VALUE OF ALL INVESTMENTS IS THE SAME AS CARRYING VALUE.

To the best of our knowledge and belief, the transactions reflected in this investment report are in compliance with the investment policy of PANOLA COUNTY and conform to the requirements of the PUBLIC FUNDS INVESTMENT ACT.

*Chris H. Miller*  
 Panola County Judge  
 Date 6-18-24

*Wannier Stuy*  
 Panola County Auditor  
 Date 6-18-24

*Jim Lead*  
 Panola County Treasurer  
 Date 6-18-24

Form #2201 Rev. 09/2017  
Submit to:  
**SECRETARY OF STATE**  
Government Filings  
Section P O Box 12887  
Austin, TX 78711-2887  
512-463-6334  
512-463-5569 - Fax  
Filing Fee: None



**STATEMENT OF OFFICER**

FILED FOR RECORD  
IN MY OFFICE  
AT 2:20 O'CLOCK P M

JUN 19 2024

BOBBIE DAVIS  
COUNTY CLERK, PANOLA COUNTY, TEXAS  
BY B. DAVIS DEPUTY

**Statement**

I, Jeff Martin, do solemnly swear (or affirm) that I have not directly or indirectly paid, offered, promised to pay, contributed, or promised to contribute any money or thing of value, or promised any public office or employment for the giving or withholding of a vote at the election at which I was elected or as a reward to secure my appointment or confirmation, whichever the case may be, so help me God.

Title of Position to Which Elected/Appointed: Panola County Bailiff/Courthouse Security Officer

**Execution**

Under penalties of perjury, I declare that I have read the foregoing statement and that the facts stated therein are true.

Date: June 4, 2024

  
\_\_\_\_\_  
Signature of Officer

Form #2204 Rev 9/2017  
Submit to:  
SECRETARY OF STATE  
Government Filings Section  
P O Box 12887  
Austin, TX 78711-2887  
512-463-6334  
FAX 512-463-5569  
Filing Fee: None



OATH OF OFFICE

This space reserved for OFFICER RECORD  
IN MY OFFICE

AT 2:20 O'CLOCK P M

JUN 19 2024

BOBBIE DAVIS  
COUNTY CLERK, PANOLA COUNTY, TEXAS  
BY B. Davis DEPUTY

IN THE NAME AND BY THE AUTHORITY OF THE STATE OF TEXAS,  
I, Jeff Martin, do solemnly swear (or affirm), that I will faithfully  
execute the duties of the office of Panola County Bailiff/Courthouse Security Officer of  
the State of Texas, and will to the best of my ability preserve, protect, and defend the Constitution and laws  
of the United States and of this State, so help me God.


Jeff Martin  
Signature of Officer

Certification of Person Authorized to Administer Oath

State of Texas  
County of Panola

Sworn to and subscribed before me on this 4th day of June, 2024.

(Affix Notary Seal,  
only if oath  
administered by a  
notary.)



Vicki Heinkel  
Signature of Notary Public or  
Signature of Other Person Authorized to Administer An  
Oath  
Vicki Heinkel  
Printed or Typed Name



**PANOLA COUNTY, TEXAS**

**CAPITAL ASSET LISTING**

**DECEMBER 31, 2023**

**THIS PAGE LEFT BLANK INTENTIONALLY**

**Book Asset Detail 1/01/23 - 12/31/23**

FYE: 12/31/2023

Asset	d t	Property Description	Date In Service	Book Cost	Book Sec 179 Exp c	Book Sal Value	Book Prior Depreciation	Book Current Depreciation	Book End Depr	Book Net Book Value	Book Method	Book Period
<b>Group: Buildings</b>												
6		Hangers	6/30/98	72,500.00	0.00	7,200.00	33,048.32	1,306.00	34,354.32	38,145.68	S/L	50.00
7	d	Airport Terminal	6/30/98	40,000.00	0.00	4,050.00	18,589.68	539.25	19,128.93	20,871.07	S/L	50.00
20	d	Purchase of Medical Building on W	6/30/95	85,702.00	0.00	8,570.00	43,964.72	514.21	44,478.93	41,223.07	S/L	50.00
25		Courthouse Judicial Center	8/01/03	2,116,114.00	0.00	0.00	821,757.61	42,322.28	864,079.89	1,252,034.11	S/L	50.00
108		Hospital	6/30/87	3,757,535.00	0.00	375,754.00	2,468,700.26	67,635.62	2,536,335.88	1,221,199.12	S/L	50.00
2128		40x50 Steel Building	12/03/21	41,637.99	0.00	0.00	902.16	832.76	1,734.92	39,903.07	S/L	50.00
5015		Transfer Station	6/30/84	266,667.00	0.00	26,667.00	189,600.00	4,800.00	194,400.00	72,267.00	S/L	50.00
5164		Airport Construction 1982	6/30/82	75,444.00	0.00	7,544.00	56,357.00	1,358.00	57,715.00	17,729.00	S/L	50.00
5165		Airport Construction 1983	6/30/83	99,381.00	0.00	9,938.00	72,448.78	1,788.86	74,237.64	25,143.36	S/L	50.00
5166		Airport Construction 1984	6/30/84	28,584.00	0.00	2,858.00	20,322.96	514.52	20,837.48	7,746.52	S/L	50.00
5196		Agricultural Exposition Bldg 1982	6/30/82	115,025.00	0.00	11,503.00	85,923.12	2,070.44	87,993.56	27,031.44	S/L	50.00
5257		PMT to City Transfer Station	6/30/89	81,865.00	0.00	8,187.00	50,837.88	1,473.56	52,311.44	29,553.56	S/L	50.00
5305		Printing, Plans, & Spec Annex	6/30/90	2,222,320.00	0.00	222,232.00	1,340,058.48	40,001.76	1,380,060.24	842,259.76	S/L	50.00
5369		New Office @ Warehouse	6/30/90	11,778.00	0.00	1,178.00	7,102.00	212.00	7,314.00	4,464.00	S/L	50.00
7123		National Guard Armory & Land	12/05/01	38,500.00	0.00	0.00	16,234.17	770.00	17,004.17	21,495.83	S/L	50.00
7893		2004 - Courthouse Renovations	11/22/04	230,211.68	0.00	0.00	104,074.83	5,755.29	109,830.12	120,381.56	S/L	40.00
7936		2007-Armory Roof & Renovations	4/24/07	268,700.00	0.00	0.00	105,240.83	6,717.50	111,958.33	156,741.67	S/L	40.00
7980		Detention Center	7/15/09	8,988,993.81	0.00	0.00	2,427,028.38	179,779.88	2,606,808.26	6,382,185.55	S/L	50.00
8015		Sheriff's Office Renovation 2011	6/20/11	537,674.60	0.00	0.00	123,665.14	10,753.49	134,418.63	403,255.97	S/L	50.00
8076		Sammy Brown Library Renovation	6/04/13	1,869,967.50	0.00	0.00	358,410.44	37,399.35	395,809.79	1,474,157.71	S/L	50.00
8150		40x60x16 Shop	7/29/19	45,223.00	0.00	0.00	3,090.24	904.46	3,994.70	41,228.30	S/L	50.00
8157	d	Roof Replacement Asset #20	9/09/19	42,730.00	0.00	0.00	3,560.83	356.08	3,916.91	38,813.09	S/L	40.00
8158		AG Secretary Office	11/05/19	5,685.00	0.00	0.00	450.08	142.13	592.21	5,092.79	S/L	40.00
8163		Exposition Building Renovations	2/28/20	88,071.76	0.00	0.00	4,990.74	1,761.44	6,752.18	81,319.58	S/L	50.00
8164		Voting Machine Storage Room	1/29/20	9,739.01	0.00	0.00	568.11	194.78	762.89	8,976.12	S/L	50.00
8180		Sheriff's Office Sewer Upgrade	11/04/22	17,000.00	0.00	0.00	56.67	340.00	396.67	16,603.33	S/L	50.00
8196		318 Brownwood Circle	9/28/22	140,330.00	0.00	0.00	701.65	2,806.60	3,508.25	136,821.75	S/L	50.00
8198		305 W Panola (Joffrion)	11/21/22	240,300.00	0.00	0.00	400.50	4,806.00	5,206.50	235,093.50	S/L	50.00
8210		12 x 32 Storage Building	9/06/23	10,094.50	0.00c	0.00	0.00	84.12	84.12	10,010.38	S/L	40.00
8215		316 W Sabine Annex	5/19/23	353,334.00	0.00c	0.00	0.00	4,122.23	4,122.23	349,211.77	S/L	50.00
8217		316 W Sabine Annex Renovations	12/01/23	63,802.96	0.00c	0.00	0.00	106.34	106.34	63,696.62	S/L	50.00
8219		Judicial Center Renovations	8/25/23	17,900.00	0.00c	0.00	0.00	119.33	119.33	17,780.67	S/L	50.00
8220		Courthouse Renovations	11/03/23	44,754.36	0.00c	0.00	0.00	149.18	149.18	44,605.18	S/L	50.00
8235		Roof - Hanger 12	5/08/23	11,490.00	0.00c	0.00	0.00	153.20	153.20	11,336.80	S/L	50.00
8241		Expo Barn Roof	2/27/23	68,408.55	0.00c	0.00	0.00	1,140.14	1,140.14	67,268.41	S/L	50.00
8242		Standing Seam Roof - Courthouse	12/31/23	598,455.00	0.00c	0.00	0.00	0.00	0.00	598,455.00	S/L	50.00
		<b>Buildings</b>		<b>22,705,918.72</b>	<b>0.00c</b>	<b>685,681.00</b>	<b>8,358,085.58</b>	<b>423,730.80</b>	<b>8,781,816.38</b>	<b>13,924,102.34</b>		
		<b>*Less: Dispositions and Transfers</b>		<b>168,432.00</b>	<b>0.00</b>	<b>12,620.00</b>	<b>66,115.23</b>	<b>0.00</b>	<b>67,524.77</b>	<b>100,907.23</b>		
		<b>Net Buildings</b>		<b>22,537,486.72</b>	<b>0.00c</b>	<b>673,061.00</b>	<b>8,291,970.35</b>	<b>423,730.80</b>	<b>8,714,291.61</b>	<b>13,823,195.11</b>		
<b>Group: Computers &amp; Peripherals</b>												
1855	d	1 BM 5363 P/20 210MB w/4WR St	6/30/96	7,585.00	0.00	0.00	7,585.00	0.00	7,585.00	0.00	S/L	5.00
2324		Video Surveillance Camera System	11/01/23	21,101.00	0.00c	0.00	0.00	703.37	703.37	20,397.63	S/L	5.00
2326		Panasonic Laptop w/ Dock & Rec P	12/31/23	7,661.30	0.00c	0.00	0.00	0.00	0.00	7,661.30	S/L	5.00
5321	d	Office Base Motorola Radio	6/30/89	10,710.00	0.00	0.00	10,710.00	0.00	10,710.00	0.00	S/L	5.00
7884	d	Computer w/ Scanner	12/14/04	6,628.00	0.00	0.00	6,628.00	0.00	6,628.00	0.00	S/L	5.00

**Book Asset Detail 1/01/23 - 12/31/23**

FYE: 12/31/2023

Asset	d t	Property Description	Date In Service	Book Cost	Book Sec 179 Exp c	Book Sal Value	Book Prior Depreciation	Book Current Depreciation	Book End Depr	Book Net Book Value	Book Method	Book Period
<b>Group: Computers &amp; Peripherals (continued)</b>												
7885	d	Computer w/ Scanner	12/14/04	6,628.00	0.00	0.00	6,628.00	0.00	6,628.00	0.00	S/L	5.00
7923		MTR2000 Repeater System	4/07/06	10,581.95	0.00	0.00	10,581.95	0.00	10,581.95	0.00	S/L	5.00
7941		GPS System	3/04/07	6,672.50	0.00	0.00	6,672.50	0.00	6,672.50	0.00	S/L	5.00
7942		East TX Secure Solutions-Internet 1	7/09/07	7,080.00	0.00	0.00	7,080.00	0.00	7,080.00	0.00	S/L	5.00
7944		MTR 2000 Repeater	6/19/07	7,590.00	0.00	0.00	7,590.00	0.00	7,590.00	0.00	S/L	5.00
7959		Telephone System	4/17/08	7,060.00	0.00	0.00	7,060.00	0.00	7,060.00	0.00	S/L	5.00
7982		Telephone System	5/26/09	8,969.81	0.00	0.00	8,969.81	0.00	8,969.81	0.00	S/L	5.00
7994		Thermal Imaging Camera	8/19/10	5,000.00	0.00	0.00	5,000.00	0.00	5,000.00	0.00	S/L	5.00
7995		2 - TacSight Thermal Imagers	5/25/10	26,190.00	0.00	0.00	26,190.00	0.00	26,190.00	0.00	S/L	5.00
7996		Repeater System	10/14/10	26,957.40	0.00	0.00	26,957.40	0.00	26,957.40	0.00	S/L	5.00
7997		Server	11/05/10	6,135.00	0.00	0.00	6,135.00	0.00	6,135.00	0.00	S/L	5.00
8000		Camera System	4/21/11	8,987.75	0.00	0.00	8,987.75	0.00	8,987.75	0.00	S/L	5.00
8001		Camera (EV5600)	3/23/11	7,000.00	0.00	0.00	7,000.00	0.00	7,000.00	0.00	S/L	5.00
8002		Fiber Network Upgrade	3/31/11	45,447.00	0.00	0.00	45,447.00	0.00	45,447.00	0.00	S/L	5.00
8003		Phone System	3/21/11	12,455.80	0.00	0.00	12,455.80	0.00	12,455.80	0.00	S/L	5.00
8004		Quantar Repeater	5/26/11	13,868.00	0.00	0.00	13,868.00	0.00	13,868.00	0.00	S/L	5.00
8008	d	2-Zetron Radio Consoles	11/08/11	20,881.00	0.00	0.00	20,881.00	0.00	20,881.00	0.00	S/L	5.00
8024		Camera System	7/19/12	35,344.00	0.00	0.00	35,344.00	0.00	35,344.00	0.00	S/L	5.00
8096	d	Courtroom A/V Technology Upgrad	12/31/15	93,653.34	0.00	0.00	93,653.34	0.00	93,653.34	0.00	S/L	5.00
8103		HP DJ T1300OS 44 EPRINT	9/05/15	6,296.25	0.00	0.00	6,296.25	0.00	6,296.25	0.00	S/L	5.00
8105	d	COPSync Computer Equipment	12/29/15	10,499.90	0.00	0.00	10,499.90	0.00	10,499.90	0.00	S/L	5.00
8108	d	NECSV9100 Phone System	8/20/15	5,080.00	0.00	0.00	5,080.00	0.00	5,080.00	0.00	S/L	5.00
8118	d	Copsync Camera System	8/17/16	5,955.80	0.00	0.00	5,955.80	0.00	5,955.80	0.00	S/L	5.00
8131		Telephone System Upgrade	4/17/18	36,423.00	0.00	0.00	33,994.80	2,428.20	36,423.00	0.00	S/L	5.00
8143		Fujitsu FI-7700 100 PPM Scanner	11/07/19	5,597.71	0.00	0.00	3,545.21	1,119.54	4,664.75	932.96	S/L	5.00
8146		NG Capture 911 Recorder	8/02/19	12,299.09	0.00	0.00	8,404.38	2,459.82	10,864.20	1,434.89	S/L	5.00
8147		NVR Interview Camera	12/17/19	6,150.00	0.00	0.00	3,690.00	1,230.00	4,920.00	1,230.00	S/L	5.00
8152		Diagnostic Tablet (Scan Tool)	11/18/19	9,994.00	0.00	0.00	6,162.97	1,998.80	8,161.77	1,832.23	S/L	5.00
8193		Video Surveillance Additions (CH)	4/07/22	24,995.00	0.00	0.00	3,749.25	4,999.00	8,748.25	16,246.75	S/L	5.00
8218		Video Surv Camera Sys-316 W Sab	8/25/23	16,161.00	0.00c	0.00	0.00	1,077.40	1,077.40	15,083.60	S/L	5.00
8226		Watchguard Dash Cam System	10/03/23	7,240.40	0.00c	0.00	0.00	362.02	362.02	6,878.38	S/L	5.00
8239		Video Surveillance Additions (CH)	9/08/23	17,230.00	0.00c	0.00	0.00	1,148.67	1,148.67	16,081.33	S/L	5.00
8243		2-Avtec Dispatch & Radio Consoles	4/13/23	234,121.71	0.00c	0.00	0.00	35,118.26	35,118.26	199,003.45	S/L	5.00
8251		CCL Integrated A/V Solution Equip	3/13/23	82,173.41	0.00c	0.00	0.00	13,695.57	13,695.57	68,477.84	S/L	5.00
8252		DC Integrated A/V Solution Equip	3/13/23	68,025.33	0.00c	0.00	0.00	11,337.56	11,337.56	56,687.77	S/L	5.00
		<b>Computers &amp; Peripherals</b>		<b>958,429.45</b>	<b>0.00c</b>	<b>0.00</b>	<b>468,803.11</b>	<b>77,678.21</b>	<b>546,481.32</b>	<b>411,948.13</b>		
		<b>*Less: Dispositions and Transfers</b>		<b>167,621.04</b>	<b>0.00</b>	<b>0.00</b>	<b>167,621.04</b>	<b>0.00</b>	<b>167,621.04</b>	<b>0.00</b>		
		<b>Net Computers &amp; Peripherals</b>		<b>790,808.41</b>	<b>0.00c</b>	<b>0.00</b>	<b>301,182.07</b>	<b>77,678.21</b>	<b>378,860.28</b>	<b>411,948.13</b>		
<b>Group: Construction in Progress</b>												
8202	d	CIP-Expo Roof	12/15/22	30,000.00	0.00	0.00	0.00	0.00	0.00	30,000.00	Memo	0.00
8249		CIP - Courthouse Renovation	12/31/23	21,274.00	0.00c	0.00	0.00	0.00	0.00	21,274.00	Memo	0.00
		<b>Construction in Progress</b>		<b>51,274.00</b>	<b>0.00c</b>	<b>0.00</b>	<b>0.00</b>	<b>0.00</b>	<b>0.00</b>	<b>51,274.00</b>		
		<b>*Less: Dispositions and Transfers</b>		<b>30,000.00</b>	<b>0.00</b>	<b>0.00</b>	<b>0.00</b>	<b>0.00</b>	<b>0.00</b>	<b>30,000.00</b>		
		<b>Net Construction in Progress</b>		<b>21,274.00</b>	<b>0.00c</b>	<b>0.00</b>	<b>0.00</b>	<b>0.00</b>	<b>0.00</b>	<b>21,274.00</b>		

Book Asset Detail 1/01/23 - 12/31/23

FYE: 12/31/2023

Asset	d	Property Description	Date In Service	Book Cost	Book Sec 179 Exp	Book Sal Value	Book Prior Depreciation	Book Current Depreciation	Book End Depr	Book Net Book Value	Book Method	Book Period
<b>Group: Equipment</b>												
5	d	Yazoo Commercial Mower	6/30/98	6,000.00	0.00	0.00	6,000.00	0.00	6,000.00	0.00	S/L	10.00
17	d	Fire Alarm Upgrade For Jail	6/30/95	22,857.00	0.00	2,286.00	11,725.66	411.42	12,137.08	10,719.92	S/L	50.00
33	d	Craig Milam Elect, (for A/C) & Lig	6/30/97	28,895.00	0.00	2,890.00	13,782.30	520.10	14,302.40	14,592.60	S/L	50.00
34	d	Wilcoxon Air S/M & Labor Install /	6/30/97	6,666.00	0.00	667.00	3,179.54	119.98	3,299.52	3,366.48	S/L	50.00
35	d	Universal Time EQ Dukane Intercor	6/30/97	5,500.00	0.00	550.00	2,624.00	99.00	2,723.00	2,777.00	S/L	50.00
38	d	Carrier A/C Units	6/30/97	27,262.00	0.00	2,726.00	13,004.56	490.72	13,495.28	13,766.72	S/L	50.00
72	d	Sliding Gate w/Operation from War	6/30/97	6,550.00	0.00	655.00	5,895.00	0.00	5,895.00	655.00	S/L	20.00
324		Holt Soil Stabilizer	3/18/03	201,322.00	0.00	0.00	201,322.00	0.00	201,322.00	0.00	S/L	10.00
331		Mixer Soil Stabilizer - Caterpillar	9/22/03	174,600.00	0.00	0.00	174,600.00	0.00	174,600.00	0.00	S/L	10.00
332		Reclaimer - Caterpillar	9/22/03	190,000.00	0.00	0.00	190,000.00	0.00	190,000.00	0.00	S/L	10.00
401		John Deere 310 SG Backhoe Loader	1/27/04	58,550.00	0.00	0.00	58,550.00	0.00	58,550.00	0.00	S/L	10.00
501		2005 JD 310SG Backhoe (2977)	1/13/05	64,002.07	0.00	0.00	64,002.07	0.00	64,002.07	0.00	S/L	10.00
502	d	2005 MF 451 2wd Tractor (0144)	2/04/05	13,000.00	0.00	0.00	13,000.00	0.00	13,000.00	0.00	S/L	10.00
507		2005 CAT RM250C Reclaimer (037	11/30/05	288,500.00	0.00	0.00	288,500.00	0.00	288,500.00	0.00	S/L	10.00
703		2007 Dodge Quad 4 Dr. 1 Ton (087	3/05/07	28,600.00	0.00	0.00	28,600.00	0.00	28,600.00	0.00	S/L	10.00
710		John Deere 310 SJ Cab 4WD Ext 2	8/13/07	72,328.48	0.00	0.00	72,328.48	0.00	72,328.48	0.00	S/L	10.00
711		2007 52"7" Pitts Lowboy 1290	9/25/07	44,366.67	0.00	0.00	44,366.67	0.00	44,366.67	0.00	S/L	10.00
806		2008 John Deere 310SJ Backhoe(58	6/09/08	74,500.00	0.00	0.00	74,500.00	0.00	74,500.00	0.00	S/L	10.00
807		2008 Dodge 3/4 Ton 4WD Truck (4	6/09/08	33,444.00	0.00	0.00	33,444.00	0.00	33,444.00	0.00	S/L	10.00
810		2008 Dodge 1 Ton Cab & Chassis(2	10/15/08	28,203.37	0.00	0.00	28,203.37	0.00	28,203.37	0.00	S/L	10.00
813		6000 Gal Skid Tank	12/31/08	16,900.00	0.00	0.00	16,900.00	0.00	16,900.00	0.00	S/L	10.00
901		2009 JD 310SJ (3065)	1/06/09	84,686.39	0.00	0.00	84,686.39	0.00	84,686.39	0.00	S/L	10.00
902		2009 Kenworth(0196)	1/14/09	103,746.00	0.00	0.00	103,746.00	0.00	103,746.00	0.00	S/L	10.00
906		2009 JD 770G Motorgrader	3/09/09	203,084.00	0.00	0.00	203,084.00	0.00	203,084.00	0.00	S/L	10.00
908		2009 Ford (5868)	4/20/09	27,793.42	0.00	0.00	27,793.42	0.00	27,793.42	0.00	S/L	5.00
910		2009 Chev Silverado(1393)	6/22/09	20,965.00	0.00	0.00	20,965.00	0.00	20,965.00	0.00	S/L	5.00
914		2009 Dodge (7620)	8/24/09	37,970.00	0.00	0.00	37,970.00	0.00	37,970.00	0.00	S/L	5.00
916		Top Hat 30' Gooseneck(8095)	11/02/09	8,635.00	0.00	0.00	8,635.00	0.00	8,635.00	0.00	S/L	10.00
1003		2010 Dodge Ram #1668	1/27/10	32,300.00	0.00	0.00	32,300.00	0.00	32,300.00	0.00	S/L	5.00
1005		2010 Kubota M7040DTC-1 4WD T	3/31/10	37,073.40	0.00	0.00	37,073.40	0.00	37,073.40	0.00	S/L	10.00
1006		2011 Kenworth T370 Dump #0394	6/02/10	82,258.00	0.00	0.00	82,258.00	0.00	82,258.00	0.00	S/L	10.00
1007		2011 Kenworth T370 Dump #0395	6/02/10	81,258.00	0.00	0.00	81,258.00	0.00	81,258.00	0.00	S/L	10.00
1008		2011 Kenworth T370 Dump #1879	6/23/10	82,258.00	0.00	0.00	82,258.00	0.00	82,258.00	0.00	S/L	10.00
1009		2010 Dodge Ram #6550	7/06/10	27,545.00	0.00	0.00	27,545.00	0.00	27,545.00	0.00	S/L	5.00
1011		2011 Ford F250 #0538	9/29/10	19,916.50	0.00	0.00	19,916.50	0.00	19,916.50	0.00	S/L	5.00
1013	d	2011 Ford F750 Dump #8691	11/10/10	58,989.00	0.00	0.00	58,989.00	0.00	58,989.00	0.00	S/L	10.00
1101		Komatsu Motorgrader (#51660)	1/03/11	177,185.00	0.00	0.00	177,185.00	0.00	177,185.00	0.00	S/L	10.00
1103		10' Bush Hog 3710 Rotary Cutter	2/15/11	11,950.00	0.00	0.00	11,950.00	0.00	11,950.00	0.00	S/L	10.00
1106		2003 Mack Truck (#6123)	3/24/11	37,555.00	0.00	0.00	37,555.00	0.00	37,555.00	0.00	S/L	10.00
1107		2012 Kenworth T370 (#4888)	5/17/11	79,187.48	0.00	0.00	79,187.48	0.00	79,187.48	0.00	S/L	10.00
1110	d	Delco Equalizer Pressure Washer (#	9/02/11	5,899.00	0.00	0.00	5,899.00	0.00	5,899.00	0.00	S/L	10.00
1111		2011 Dodge Ram 3500 (#9738)	9/30/11	34,690.00	0.00	0.00	34,690.00	0.00	34,690.00	0.00	S/L	5.00
1112		2012 Neckover Flatbed Trailer	10/11/11	8,076.00	0.00	0.00	8,076.00	0.00	8,076.00	0.00	S/L	10.00
1113		2011 Ford F150 Supercab (#0310)	10/26/11	28,358.80	0.00	0.00	28,358.80	0.00	28,358.80	0.00	S/L	5.00
1114		2012 Kenworth T370 (#3414)	11/17/11	80,982.48	0.00	0.00	80,982.48	0.00	80,982.48	0.00	S/L	10.00
1115		2012 Kenworth T370 (#3413)	11/17/11	80,982.48	0.00	0.00	80,982.48	0.00	80,982.48	0.00	S/L	10.00
1116		2012 Dodge Ram 2500 4WD (#084	11/28/11	39,917.00	0.00	0.00	39,917.00	0.00	39,917.00	0.00	S/L	5.00
1201		211 JD 770G Motor Grader (8261)	1/03/12	208,150.00	0.00	0.00	208,150.00	0.00	208,150.00	0.00	S/L	10.00
1205		2012 JD 310SJ Backhoe (7867)	1/31/12	82,700.00	0.00	0.00	82,700.00	0.00	82,700.00	0.00	S/L	10.00



Book Asset Detail 1/01/23 - 12/31/23

FYE: 12/31/2023

Asset	d t	Property Description	Date In Service	Book Cost	Book Sec 179 Exp c	Book Sal Value	Book Prior Depreciation	Book Current Depreciation	Book End Depr	Book Net Book Value	Book Method	Book Period
<b>Group: Equipment (continued)</b>												
1206		2012 Dodge Ram 1500 Quad (0095	2/21/12	21,785.00	0.00	0.00	21,785.00	0.00	21,785.00	0.00	S/L	5.00
1207		2012 Car-Tex 20'x5' Trailer (8171)	3/30/12	9,255.00	0.00	0.00	9,255.00	0.00	9,255.00	0.00	S/L	10.00
1210		2012 Bomag Reclaimer MPG364R	7/27/12	304,579.00	0.00	0.00	304,579.00	0.00	304,579.00	0.00	S/L	10.00
1211		2007 JD 450J LGP Crawler Dozer (	7/24/12	78,500.00	0.00	0.00	78,500.00	0.00	78,500.00	0.00	S/L	10.00
1212	d	2012 Ford F750 Dump Truck (8854	10/02/12	76,989.00	0.00	0.00	76,989.00	0.00	76,989.00	0.00	S/L	10.00
1213		2012 Ford F750 Dump Truck (8857	10/08/12	76,989.00	0.00	0.00	76,989.00	0.00	76,989.00	0.00	S/L	10.00
1214		2012 Dodge 5500 Cab & Chassis (1	11/14/12	36,759.00	0.00	0.00	36,759.00	0.00	36,759.00	0.00	S/L	5.00
1302		2012 JD 770G Motor Grader (#744:	2/11/13	210,000.00	0.00	0.00	208,250.00	1,750.00	210,000.00	0.00	S/L	10.00
1304		2014 Kenworth T370 (#0720)	3/27/13	87,894.07	0.00	0.00	85,696.75	2,197.32	87,894.07	0.00	S/L	10.00
1307		2013 Ford F-250 (#5030)	4/26/13	27,904.75	0.00	0.00	27,904.75	0.00	27,904.75	0.00	S/L	5.00
1308		2013 Ford F-250 (#5029)	4/16/13	31,234.00	0.00	0.00	31,234.00	0.00	31,234.00	0.00	S/L	5.00
1309		Bush Hog 3810 Right Wing Mower	6/14/13	13,050.00	0.00	0.00	12,506.25	543.75	13,050.00	0.00	S/L	10.00
1311		2014 JD 310SK Backhoe (#2817)	10/29/13	88,800.00	0.00	0.00	81,400.00	7,400.00	88,800.00	0.00	S/L	10.00
1312		20' Rear Cradle Boom Mower (#854	12/04/13	53,353.00	0.00	0.00	48,462.31	4,890.69	53,353.00	0.00	S/L	10.00
1313		2013 JD 6105D Cab Tractor (#1109	12/12/13	46,289.22	0.00	0.00	42,046.02	4,243.20	46,289.22	0.00	S/L	10.00
1401		2013 JD 770G Motor Grader (#2650	1/07/14	220,200.00	0.00	0.00	198,180.00	22,020.00	220,200.00	0.00	S/L	10.00
1403		2013 Ford F750 Dump (#4839)	1/27/14	79,489.00	0.00	0.00	79,877.69	7,948.90	78,826.59	662.41	S/L	10.00
1405		Rear Cradle Boom Mower (MF1230	3/09/14	53,353.00	0.00	0.00	44,016.22	5,335.30	49,351.52	4,001.48	S/L	10.00
1406		2014 Dodge Ram (#3474)	3/26/14	37,105.00	0.00	0.00	37,105.00	0.00	37,105.00	0.00	S/L	5.00
1407		2014 Ford F350 (#3662)	5/02/14	25,951.45	0.00	0.00	25,951.45	0.00	25,951.45	0.00	S/L	5.00
1408		2015 Ford F250 (#3401)	5/05/14	28,845.70	0.00	0.00	28,845.70	0.00	28,845.70	0.00	S/L	5.00
1414		Kubota 4WD Tractor (#55925)	10/02/14	41,985.10	0.00	0.00	34,637.71	4,198.51	38,836.22	3,148.88	S/L	10.00
1415		Kubota 4WD Tractor (#56875)	10/02/14	41,985.10	0.00	0.00	34,637.71	4,198.51	38,836.22	3,148.88	S/L	10.00
1416		Kubota 4WD Tractor (#57182)	10/28/14	41,985.10	0.00	0.00	34,287.83	4,198.51	38,486.34	3,498.76	S/L	10.00
1417		Kubota 4WD Tractor (#56994)	11/21/14	41,985.10	0.00	0.00	33,937.96	4,198.51	38,136.47	3,848.63	S/L	10.00
1419		Delco Cobalt Pressure Washer/Tiger	12/08/14	8,050.00	0.00	0.00	6,507.08	805.00	7,312.08	737.92	S/L	10.00
1500		2015 JD 770G Motorgrader #6019	1/06/15	209,500.00	0.00	0.00	167,600.00	20,950.00	188,550.00	20,950.00	S/L	10.00
1502		2015 John Deere 310SK Backhoe #6:	1/30/15	88,800.00	0.00	0.00	70,300.00	8,880.00	79,180.00	9,620.00	S/L	10.00
1503		2016 Kenworth T370 Dump Truck i	3/06/15	92,441.68	0.00	0.00	72,412.66	9,244.17	81,656.83	10,784.85	S/L	10.00
1504		2015 Chev 1500 HD Truck #7529	3/09/15	23,894.00	0.00	0.00	23,894.00	0.00	23,894.00	0.00	S/L	5.00
1505		2015 Ford F350 Dump Truck #5931	4/08/15	42,967.50	0.00	0.00	33,299.81	4,296.75	37,596.56	5,370.94	S/L	10.00
1506		2014 Kubota M9960 HDC Cab Tra	4/22/15	42,020.10	0.00	0.00	32,215.41	4,202.01	36,417.42	5,602.68	S/L	10.00
1509		2016 Ford F250 4x4 Crew Cab #60	8/04/15	29,335.00	0.00	0.00	29,335.00	0.00	29,335.00	0.00	S/L	5.00
1510		2014 John Deere 210G Trackhoe #1	8/05/15	165,000.00	0.00	0.00	122,375.00	16,500.00	138,875.00	26,125.00	S/L	10.00
1511		2016 Ford F750 Dump Truck #1500	11/19/15	75,408.50	0.00	0.00	53,414.35	7,540.85	60,955.20	14,453.30	S/L	10.00
1601		2014 JD 210G LC Trackhoe	1/21/16	173,000.00	0.00	0.00	119,658.33	17,300.00	136,958.33	36,041.67	S/L	10.00
1602	d	2016 Kubota M5-111HDC Cab Tra	2/05/16	51,305.40	0.00	0.00	35,486.24	2,137.73	37,623.97	13,681.43	S/L	10.00
1603		2016 Dodge Ram 4500 Cab & Chas	3/24/16	47,207.00	0.00	0.00	47,207.00	0.00	47,207.00	0.00	S/L	5.00
1604		2000 Dynaweld Lowboy Trailer	2/29/16	36,582.12	0.00	0.00	24,997.77	3,658.21	28,655.98	7,926.14	S/L	10.00
1605		2015 JD 210G Excavator	6/06/16	177,000.00	0.00	0.00	116,525.00	17,700.00	134,225.00	42,775.00	S/L	10.00
1606		2016 JD 6110M Cab Tractor & Alar	10/20/16	143,422.00	0.00	0.00	88,443.57	14,342.20	102,785.77	40,636.23	S/L	10.00
1607		2016 JD 6210E Cab Tractor w/Alan	11/18/16	126,835.00	0.00	0.00	77,157.96	12,683.50	89,841.46	36,993.54	S/L	10.00
1608		2016 Modern Predator 10' Flex Mo	11/18/16	11,900.00	0.00	0.00	7,239.17	1,190.00	8,429.17	3,470.83	S/L	10.00
1609		Mechanic Bed @ #1603 Dodge Tru	4/21/16	5,924.95	0.00	0.00	5,924.95	0.00	5,924.95	0.00	S/L	5.00
1610		5th Wheel on Truck #902	4/21/16	9,228.22	0.00	0.00	9,228.22	0.00	9,228.22	0.00	S/L	5.00
1701		15' Modern Predator Cutter (#93625	1/09/17	13,500.00	0.00	0.00	8,100.00	1,350.00	9,450.00	4,050.00	S/L	10.00
1702		2015 John Deere 770G Motor Grad	3/28/17	226,000.00	0.00	0.00	129,950.00	22,600.00	152,550.00	73,450.00	S/L	10.00
1706		2017 Dodge Ram 2500 SLT (#9900	10/19/17	44,787.69	0.00	0.00	44,787.69	0.00	44,787.69	0.00	S/L	5.00
1707		2018 Dodge Ram 2500 PU (#2077)	11/10/17	39,099.61	0.00	0.00	39,099.61	0.00	39,099.61	0.00	S/L	5.00

Book Asset Detail 1/01/23 - 12/31/23

FYE: 12/31/2023

Asset	d t	Property Description	Date In Service	Book Cost	Book Sec 179 Exp c	Book Sal Value	Book Prior Depreciation	Book Current Depreciation	Book End Depr	Book Net Book Value	Book Method	Book Period
<b>Group: Equipment (continued)</b>												
1708		32' Car-Tex Tandem Dual Gooseneck	11/02/17	11,905.00	0.00	0.00	6,150.92	1,190.50	7,341.42	4,563.58	S/L	10.00
1709		Pressure Washer HDC-3505-1H6G	2/15/17	6,813.75	0.00	0.00	4,031.49	681.38	4,712.87	2,100.88	S/L	10.00
1711		Repairs to #1003	10/24/17	5,916.90	0.00	0.00	5,916.90	0.00	5,916.90	0.00	S/L	5.00
1801		2018 Dodge Ram 1500 PU #8840	1/29/18	35,192.75	0.00	0.00	34,606.20	586.55	35,192.75	0.00	S/L	5.00
1802		Modern Predator 15' Cutter	4/11/18	13,400.00	0.00	0.00	6,365.00	1,340.00	7,705.00	5,695.00	S/L	10.00
1803		M5-M111HDC-M Series Kubota Tractor	7/06/18	50,598.83	0.00	0.00	22,769.46	5,059.88	27,829.34	22,769.49	S/L	10.00
1804		2018 Ford F150 Super #6825	8/06/18	34,144.50	0.00	0.00	30,160.98	3,983.52	34,144.50	0.00	S/L	5.00
1805		2018 Ford F-350 #3647	11/07/18	47,299.00	0.00	0.00	39,415.83	7,883.17	47,299.00	0.00	S/L	5.00
1806		2019 Ford F550 #1226	11/15/18	47,700.00	0.00	0.00	39,750.00	7,950.00	47,700.00	0.00	S/L	5.00
1901		2018 Dodge Ram 2500 (#3534)	2/05/19	44,299.00	0.00	0.00	34,700.88	8,859.80	43,560.68	738.32	S/L	5.00
1902		Car-Tex 8'4"x32' Tandem Duel Trailer	2/15/19	12,755.00	0.00	0.00	4,995.71	1,275.50	6,271.21	6,483.79	S/L	10.00
1903		2018 Ford F750 Dump (#4358)	5/09/19	81,890.00	0.00	0.00	30,026.33	8,189.00	38,215.33	43,674.67	S/L	10.00
1904		2019 Ford F450 4x4 (#8509) w/CM	6/06/19	62,109.00	0.00	0.00	44,511.45	12,421.80	56,933.25	5,175.75	S/L	5.00
1905		2019 F350 Crew Cab (#1558) w/CN	10/15/19	59,279.10	0.00	0.00	38,531.42	11,855.82	50,387.24	8,891.86	S/L	5.00
1906		John Deere 3100 Tractor (#6109)	12/31/19	54,623.85	0.00	0.00	16,387.17	5,462.39	21,849.56	32,774.29	S/L	10.00
1907		2020 Chevrolet Silverado (#0169)	12/18/19	50,605.00	0.00	0.00	30,363.00	10,121.00	40,484.00	10,121.00	S/L	5.00
1908	d	2019 Ford F-750 Dump (#1081)	12/31/19	83,990.00	0.00	0.00	25,197.00	2,799.67	27,996.67	55,993.33	S/L	10.00
2001		Case 885B Motor Grader (#6487)	3/17/20	251,000.00	0.00	0.00	69,025.00	25,100.00	94,125.00	156,875.00	S/L	10.00
2002		2020 Neckover Trailer (#3184)	3/31/20	12,793.00	0.00	0.00	3,518.08	1,279.30	4,797.38	7,995.62	S/L	10.00
2003		Kubota Skid Steer (#51514)	9/01/20	68,500.72	0.00	0.00	15,983.50	6,850.07	22,833.57	45,667.15	S/L	10.00
2004		Kubota Mini Excavator (#32989)	9/01/20	67,460.04	0.00	0.00	15,740.67	6,746.00	22,486.67	44,973.37	S/L	10.00
2005		Car-Tex 83"x20' Utility Trailer (#83)	9/15/20	5,355.00	0.00	0.00	1,249.50	535.50	1,785.00	3,570.00	S/L	10.00
2006		2020 Dodge Ram 2500 (#6863)	9/29/20	56,747.00	0.00	0.00	25,536.15	11,349.40	36,885.55	19,861.45	S/L	5.00
2007		2020 Kobelco SK55 Mini Excavator	9/29/20	69,221.81	0.00	0.00	15,574.91	6,922.18	22,497.09	46,724.72	S/L	10.00
2008		2021 Ford F-750 (#4228)	10/13/20	73,569.00	0.00	0.00	16,553.03	7,356.90	23,909.93	49,659.07	S/L	10.00
2009		2021 Ford F-750 (#4227)	10/13/20	73,569.00	0.00	0.00	16,553.03	7,356.90	23,909.93	49,659.07	S/L	10.00
2010		2020 Ford F550 (#0480) w/ CM Be	10/27/20	50,681.00	0.00	0.00	10,980.88	5,068.10	16,048.98	34,632.02	S/L	10.00
2011		2021 Ford F-750 (#4226)	12/31/20	73,569.00	0.00	0.00	14,713.80	7,356.90	22,070.70	51,498.30	S/L	10.00
2012		Brush Cutter on #2007	12/22/20	10,653.38	0.00	0.00	2,130.68	1,065.34	3,196.02	7,457.36	S/L	10.00
2013		48 KW Diesel Generator	7/07/20	24,501.89	0.00	0.00	6,125.47	2,450.19	8,575.66	15,926.23	S/L	10.00
2014		Repairs to #5790 - Transmission	11/24/20	14,380.85	0.00	0.00	2,996.02	1,438.09	4,434.11	9,946.74	S/L	10.00
2101		2021 Car-Tex Utility Trailer	1/27/21	5,895.00	0.00	0.00	1,129.88	589.50	1,719.38	4,175.62	S/L	10.00
2102		2020 JD 60G Excavator	1/28/21	79,169.28	0.00	0.00	15,174.11	7,916.93	23,091.04	56,078.24	S/L	10.00
2103		2020 JD 60G Excavator	1/28/21	66,498.47	0.00	0.00	12,745.54	6,649.85	19,395.39	47,103.08	S/L	10.00
2104		2020 JD 60G Excavator	1/28/21	55,992.50	0.00	0.00	10,731.90	5,599.25	16,331.15	39,661.35	S/L	10.00
2105		2020 JD 60G Excavator	1/28/21	72,766.66	0.00	0.00	13,946.95	7,276.67	21,223.62	51,543.04	S/L	10.00
2106		Car-Tex 82"x20' Bumper Pull Utility	2/24/21	5,975.00	0.00	0.00	1,095.42	597.50	1,692.92	4,282.08	S/L	10.00
2107	d	New Holland C345 Track Loader w	5/28/21	78,850.85	0.00	0.00	12,484.72	5,256.72	17,741.44	61,109.41	S/L	10.00
2108		Case 580NEP Backhoe	4/23/21	91,500.00	0.00	0.00	15,250.00	9,150.00	24,400.00	67,100.00	S/L	10.00
2109		Case 580NEP Backhoe	4/23/21	91,500.00	0.00	0.00	15,250.00	9,150.00	24,400.00	67,100.00	S/L	10.00
2110		2019 Ford F750 Dump Truck #2907	4/26/21	72,135.00	0.00	0.00	12,022.50	7,213.50	19,236.00	52,899.00	S/L	10.00
2111		2021 Ford F250 4x4 #9597	5/27/21	32,764.50	0.00	0.00	10,375.43	6,552.90	16,928.33	15,836.17	S/L	5.00
2112		2021 Ford F150 Super #0390	10/21/21	36,925.00	0.00	0.00	8,615.83	7,385.00	16,000.83	20,924.17	S/L	5.00
2113		Portable Pressure Washer	6/21/21	6,000.00	0.00	0.00	900.00	600.00	1,500.00	4,500.00	S/L	10.00
2114		2021 Hustler Lawnmower	7/27/21	7,559.00	0.00	0.00	2,141.72	1,511.80	3,653.52	3,905.48	S/L	5.00
2120		Repairs #1302	2/11/21	15,272.05	0.00	0.00	2,927.15	1,527.21	4,454.36	10,817.69	S/L	10.00
2121		Repairs #1901	7/16/21	8,194.79	0.00	0.00	2,321.86	1,638.96	3,960.82	4,233.97	S/L	5.00
2122		Library HVAC Split Cost	4/13/21	6,452.63	0.00	0.00	1,129.21	645.26	1,774.47	4,678.16	S/L	10.00
2124		T-1200 80LB Washer	4/19/21	16,486.00	0.00	0.00	5,495.33	3,297.20	8,792.53	7,693.47	S/L	5.00

Book Asset Detail 1/01/23 - 12/31/23

FYE: 12/31/2023

Asset	d t	Property Description	Date In Service	Book Cost	Book Sec 179 Exp c	Book Sal Value	Book Prior Depreciation	Book Current Depreciation	Book End Depr	Book Net Book Value	Book Method	Book Period
<b>Group: Equipment (continued)</b>												
2125		Trimble Geo 7X Handled TerraSyn	8/12/21	8,058.74	0.00	0.00	2,283.31	1,611.75	3,895.06	4,163.68	S/L	5.00
2126		2021 Ford F150 Responder Truck #	11/15/21	38,754.00	0.00	0.00	9,042.60	7,750.80	16,793.40	21,960.60	S/L	5.00
2127		Portable Mobile Radio	12/27/21	5,545.71	0.00	0.00	1,109.14	1,109.14	2,218.28	3,327.43	S/L	5.00
2201		Case F110A Tractor w/ Samurai 22'	1/24/22	155,157.80	0.00	0.00	14,222.80	15,515.78	29,738.58	125,419.22	S/L	10.00
2202		12' Landpride Rotary Cutter	1/26/22	14,900.00	0.00	0.00	1,365.83	1,490.00	2,855.83	12,044.17	S/L	10.00
2203		Case 580SN Backhoe	2/07/22	89,545.79	0.00	0.00	8,208.36	8,954.58	17,162.94	72,382.85	S/L	10.00
2204		Case 580SN Backhoe	3/02/22	128,895.79	0.00	0.00	10,741.32	12,889.58	23,630.90	105,264.89	S/L	10.00
2205		2022 Chevrolet Silverado (#4936)	3/22/22	38,524.61	0.00	0.00	5,778.69	7,704.92	13,483.61	25,041.00	S/L	5.00
2207		2022 Landpride 12' Cutter	4/05/22	15,900.00	0.00	0.00	1,192.50	1,590.00	2,782.50	13,117.50	S/L	10.00
2208		2022 Landpride 10' Flex Wing Cutt	4/05/22	18,900.00	0.00	0.00	1,417.50	1,890.00	3,307.50	15,592.50	S/L	10.00
2209		Coats Tire Balancer	1/26/22	5,699.00	0.00	0.00	522.41	569.90	1,092.31	4,606.69	S/L	10.00
2210		2022 Dodge Ram Crew Cab (#6387	12/30/22	64,992.00	0.00	0.00	0.00	12,998.40	12,998.40	51,993.60	S/L	5.00
2211		Add to #2205-CM 98"x 78 Service l	4/07/22	9,222.21	0.00	0.00	1,383.33	1,844.44	3,227.77	5,994.44	S/L	5.00
2212		Repairs #1502	1/13/22	8,709.28	0.00	0.00	870.93	870.93	1,741.86	6,967.42	S/L	10.00
2213	d	Repairs #1602	3/09/22	7,387.44	0.00	0.00	615.62	307.81	923.43	6,464.01	S/L	10.00
2214		Repairs #324	12/15/22	7,225.35	0.00	0.00	60.21	722.54	782.75	6,442.60	S/L	10.00
2301		2021 John Deere 160 GF Excavator	2/07/23	180,000.00	0.00c	0.00	0.00	16,500.00	16,500.00	163,500.00	S/L	10.00
2302		2017 Freightliner 125 (#3063)	2/17/23	65,237.78	0.00c	0.00	0.00	5,436.48	5,436.48	59,801.30	S/L	10.00
2303		2017 Freightliner 125 (#3050)	2/17/23	65,237.78	0.00c	0.00	0.00	5,436.48	5,436.48	59,801.30	S/L	10.00
2304		2017 Freightliner 125 (#2960)	2/17/23	65,237.78	0.00c	0.00	0.00	5,436.48	5,436.48	59,801.30	S/L	10.00
2305		Car-Tex 82"x25' Triple Axle Lowbo	2/21/23	12,105.00	0.00c	0.00	0.00	1,008.75	1,008.75	11,096.25	S/L	10.00
2306		2023 Chevrolet 250 HD Silverado (	3/17/23	62,377.32	0.00c	0.00	0.00	9,356.60	9,356.60	53,020.72	S/L	5.00
2307		2023 Brazos 40' Pit Boxx Belly Dur	3/08/23	34,850.00	0.00c	0.00	0.00	2,904.17	2,904.17	31,945.83	S/L	10.00
2308		2023 Brazos 40' Pit Boxx Belly Dur	3/08/23	34,850.00	0.00c	0.00	0.00	2,904.17	2,904.17	31,945.83	S/L	10.00
2309		2023 Brazos 40' Pit Boxx Belly Dur	3/08/23	34,850.00	0.00c	0.00	0.00	2,904.17	2,904.17	31,945.83	S/L	10.00
2310		2023 Caterpillar 420 Backhoe	4/13/23	149,528.00	0.00c	0.00	0.00	11,214.60	11,214.60	138,313.40	S/L	10.00
2311		Car-Tex 82"x25' Triple Axle Lowbo	4/18/23	12,105.00	0.00c	0.00	0.00	807.00	807.00	11,298.00	S/L	10.00
2312		2023 Kubota M5-111HDC Cab Tra	6/14/23	66,477.39	0.00c	0.00	0.00	3,877.85	3,877.85	62,599.54	S/L	10.00
2313		Kubota ZD1211-3-60 Zero Turn M	9/06/23	16,661.70	0.00c	0.00	0.00	555.39	555.39	16,106.31	S/L	10.00
2314		John Deere 6110M Cab Tractor w/ l	8/14/23	127,693.68	0.00c	0.00	0.00	5,320.57	5,320.57	122,373.11	S/L	10.00
2315		2023 Kuhn EL 92-230 Tiller	9/05/23	13,060.00	0.00c	0.00	0.00	435.33	435.33	12,624.67	S/L	10.00
2316		John Deere 6110M Cab Tractor w/ l	8/23/23	127,693.68	0.00c	0.00	0.00	4,256.46	4,256.46	123,437.22	S/L	10.00
2317		2023 Kuhn EL 92-230 Tiller	9/05/23	13,060.00	0.00c	0.00	0.00	435.33	435.33	12,624.67	S/L	10.00
2318		96x20 Triple Axle Gooseneck Trail	10/06/23	10,144.12	0.00c	0.00	0.00	253.60	253.60	9,890.52	S/L	10.00
2319		2023 Pitts Contender Trailer	11/03/23	85,960.54	0.00c	0.00	0.00	1,432.68	1,432.68	84,527.86	S/L	10.00
2320		2023 Kubota F Series Track Loader	11/28/23	72,541.29	0.00c	0.00	0.00	604.51	604.51	71,936.78	S/L	10.00
2321		96x24 Triple Axle Trailer	11/15/23	10,519.84	0.00c	0.00	0.00	175.33	175.33	10,344.51	S/L	10.00
2322		Car-Tex 83"x20' Tand Axle Utility	11/14/23	7,155.00	0.00c	0.00	0.00	119.25	119.25	7,035.75	S/L	10.00
2323		Grapple on #2316	11/28/23	7,103.00	0.00c	0.00	0.00	59.19	59.19	7,043.81	S/L	10.00
2325		4 - HAENNI WL 101 Wheel Load s	12/01/23	23,380.00	0.00c	0.00	0.00	194.83	194.83	23,185.17	S/L	10.00
2327		Engine Overhaul #1212	8/07/23	11,946.89	0.00c	0.00	0.00	497.79	497.79	11,449.10	S/L	10.00
2328		Turbo #1008	1/13/23	9,693.57	0.00c	0.00	0.00	969.36	969.36	8,724.21	S/L	10.00
2329		Custom Gate - Road & Bridge	10/31/23	18,193.69	0.00c	0.00	0.00	151.61	151.61	18,042.08	S/L	20.00
5414		NDB for Airport	6/30/91	18,544.00	0.00	1,854.00	18,544.00	0.00	18,544.00	0.00	S/L	20.00
5440		Fuel Tanks -2	6/30/91	7,178.00	0.00	718.00	6,460.00	0.00	6,460.00	718.00	S/L	20.00
5713		John Deere Dozer 1417	6/30/97	102,536.00	0.00	0.00	102,536.00	0.00	102,536.00	0.00	S/L	10.00
5776		1999 Broce Power Broom 89626	6/30/00	21,641.00	0.00	0.00	21,641.00	0.00	21,641.00	0.00	S/L	10.00
5777		Double Drum Vibrator Roller A004	6/30/00	18,131.00	0.00	0.00	18,131.00	0.00	18,131.00	0.00	S/L	10.00
5790		Road Reclaimer RR-2508 0194	6/22/01	264,360.00	0.00	0.00	264,360.00	0.00	264,360.00	0.00	S/L	10.00

Book Asset Detail 1/01/23 - 12/31/23

FYE: 12/31/2023

Asset	d t	Property Description	Date In Service	Book Cost	Book Sec 179 Exp c	Book Sal Value	Book Prior Depreciation	Book Current Depreciation	Book End Depr	Book Net Book Value	Book Method	Book Period
<b>Group: Equipment (continued)</b>												
7101	d	Generator & AT Switch for Dentent	6/30/94	16,719.00	0.00	0.00	16,719.00	0.00	16,719.00	0.00	S/L	10.00
7146		3 Body Mortuary Cooler	1/13/17	6,279.00	0.00	0.00	3,767.40	627.90	4,395.30	1,883.70	S/L	10.00
7159	d	Fire Radio System	6/30/02	8,056.55	0.00	0.00	8,056.55	0.00	8,056.55	0.00	S/L	5.00
7894		Single Non-Ambulatory Decon Sho	6/15/04	11,101.53	0.00	0.00	11,101.53	0.00	11,101.53	0.00	S/L	10.00
7895		Plyheat 300 Water Heater	6/15/04	6,509.24	0.00	0.00	6,509.24	0.00	6,509.24	0.00	S/L	10.00
7896		4 - Thermal Image Cameras E-5000	1/13/04	37,966.28	0.00	0.00	37,966.28	0.00	37,966.28	0.00	S/L	10.00
7897		Trailer - EW1624W	3/12/04	19,360.00	0.00	0.00	19,360.00	0.00	19,360.00	0.00	S/L	10.00
7898		2-Line Decontamination System	3/12/04	27,329.56	0.00	0.00	27,329.56	0.00	27,329.56	0.00	S/L	10.00
7903	d	928D Grasshopper Mower (#55158)	3/08/05	12,600.00	0.00	0.00	12,600.00	0.00	12,600.00	0.00	S/L	10.00
7908	d	Camera	9/12/05	7,500.00	0.00	0.00	7,500.00	0.00	7,500.00	0.00	S/L	10.00
7914	d	Credit Card System	7/18/05	5,640.00	0.00	0.00	5,640.00	0.00	5,640.00	0.00	S/L	10.00
7934		2002 GMC Yukon SLT 4x4 (#8575	1/26/06	25,050.00	0.00	0.00	25,050.00	0.00	25,050.00	0.00	S/L	10.00
7943	d	Access Control Security System	8/27/07	10,798.83	0.00	0.00	10,798.83	0.00	10,798.83	0.00	S/L	10.00
7957		2007 Dodge Charger (#0662)	8/29/07	24,413.50	0.00	0.00	24,413.50	0.00	24,413.50	0.00	S/L	5.00
7965		2008 Chevrolet Silverado(2035)	8/20/08	23,741.00	0.00	0.00	23,741.00	0.00	23,741.00	0.00	S/L	5.00
7972		Pump	3/16/09	6,233.90	0.00	0.00	6,233.90	0.00	6,233.90	0.00	S/L	10.00
7975		Ingersoll Rand Light Source	7/31/09	8,075.50	0.00	0.00	8,075.50	0.00	8,075.50	0.00	S/L	10.00
7976		Ingersoll Rand Light Source	7/13/09	8,075.50	0.00	0.00	8,075.50	0.00	8,075.50	0.00	S/L	10.00
7977		2010 Chev Traverse (9714)	8/26/09	26,676.00	0.00	0.00	26,676.00	0.00	26,676.00	0.00	S/L	5.00
7981		2-Airmasks	5/05/09	11,206.00	0.00	0.00	11,206.00	0.00	11,206.00	0.00	S/L	5.00
7989		2011 Ford E350 Econoline Wagon ;	12/14/10	25,666.20	0.00	0.00	25,666.20	0.00	25,666.20	0.00	S/L	5.00
8007		2011 Ford F-150 (#1607)	6/20/11	24,947.25	0.00	0.00	24,947.25	0.00	24,947.25	0.00	S/L	5.00
8014		Grinder System	2/28/11	51,990.00	0.00	0.00	51,990.00	0.00	51,990.00	0.00	S/L	10.00
8017		Fire Detection System	10/31/12	79,887.00	0.00	0.00	79,887.00	0.00	79,887.00	0.00	S/L	10.00
8019		2013 Ford Taurus (7092)	5/01/12	21,372.25	0.00	0.00	21,372.25	0.00	21,372.25	0.00	S/L	5.00
8020		2012 Ford F150 (7463)	5/23/12	28,136.45	0.00	0.00	28,136.45	0.00	28,136.45	0.00	S/L	5.00
8061		2012 Repairs to #806 Backhoe	1/03/12	16,365.47	0.00	0.00	16,365.47	0.00	16,365.47	0.00	S/L	10.00
8064	d	Upgrade Access Control System	9/12/13	11,358.60	0.00	0.00	10,601.36	473.28	11,074.64	283.96	S/L	10.00
8068		2013 Ford Explorer (#4668)	1/29/13	31,752.85	0.00	0.00	31,752.85	0.00	31,752.85	0.00	S/L	5.00
8069		2014 Chev Equinox (#9215)	11/20/13	21,182.00	0.00	0.00	21,182.00	0.00	21,182.00	0.00	S/L	5.00
8071	d	2012 Dodge Ram (#5218)	6/13/13	29,738.00	0.00	0.00	29,738.00	0.00	29,738.00	0.00	S/L	5.00
8072		2013 Ford F-150 (#2342)	1/29/13	33,248.55	0.00	0.00	33,248.55	0.00	33,248.55	0.00	S/L	5.00
8075		2014 Chev Equinox (#4692)	9/12/13	21,182.00	0.00	0.00	21,182.00	0.00	21,182.00	0.00	S/L	5.00
8078		2014 Chevrolet Tahoe (#1487)	8/29/14	30,889.00	0.00	0.00	30,889.00	0.00	30,889.00	0.00	S/L	5.00
8081	d	2014 Chevrolet Tahoe (#7770)	1/01/14	35,183.00	0.00	0.00	35,183.00	0.00	35,183.00	0.00	S/L	5.00
8084		2014 Ford F150 (#7739)	7/15/14	24,973.22	0.00	0.00	24,973.22	0.00	24,973.22	0.00	S/L	5.00
8086	d	2014 Chevrolet Tahoe (#3733)	12/31/14	26,269.00	0.00	0.00	26,269.00	0.00	26,269.00	0.00	S/L	5.00
8088		CM Bed & Equip on Truck #1407	5/09/14	5,734.95	0.00	0.00	5,734.95	0.00	5,734.95	0.00	S/L	5.00
8089		2014 Yamaha Bear Boat (A414) &	2/26/14	25,631.47	0.00	0.00	25,631.47	0.00	25,631.47	0.00	S/L	5.00
8094	d	Grasshopper Zero-Turn Mower	5/26/15	13,299.75	0.00	0.00	10,085.68	775.82	10,861.50	2,438.25	S/L	10.00
8095		80 KW Generator - Sheriff's Office	12/11/15	35,472.20	0.00	0.00	25,126.14	3,547.22	28,673.36	6,798.84	S/L	10.00
8097		2015 Chev Tahoe #2377	1/22/15	29,824.44	0.00	0.00	29,824.44	0.00	29,824.44	0.00	S/L	5.00
8098	d	2015 Chev Tahoe #2275	1/22/15	29,824.44	0.00	0.00	29,824.44	0.00	29,824.44	0.00	S/L	5.00
8099		2015 Chev 1500 Crew Cab Silver #	7/30/15	26,923.20	0.00	0.00	26,923.20	0.00	26,923.20	0.00	S/L	5.00
8100		2015 Chev 1/2 T Crew Cab Tungst	11/19/15	29,230.99	0.00	0.00	29,230.99	0.00	29,230.99	0.00	S/L	5.00
8102		2016 Chev Equinox Silver #4125	11/30/15	19,110.00	0.00	0.00	19,110.00	0.00	19,110.00	0.00	S/L	5.00
8104		2015 Chev Tahoe Black #7185	1/22/15	31,777.44	0.00	0.00	31,777.44	0.00	31,777.44	0.00	S/L	5.00
8106		Filing System	6/30/90	9,995.00	0.00	0.00	9,995.00	0.00	9,995.00	0.00	S/L	10.00
8109		2015 Chev Tahoe Silver #6940	2/13/15	32,208.64	0.00	0.00	32,208.64	0.00	32,208.64	0.00	S/L	5.00

**Book Asset Detail 1/01/23 - 12/31/23**

FYE: 12/31/2023

Asset	d t	Property Description	Date In Service	Book Cost	Book Sec 179 Exp c	Book Sal Value	Book Prior Depreciation	Book Current Depreciation	Book End Depr	Book Net Book Value	Book Method	Book Period
<b>Group: Equipment (continued)</b>												
8110		2014 Ford Explorer #1428	3/04/15	23,730.33	0.00	0.00	23,730.33	0.00	23,730.33	0.00	S/L	5.00
8113		2016 Ford Interceptor Utility	2/04/16	25,934.50	0.00	0.00	25,934.50	0.00	25,934.50	0.00	S/L	5.00
8114		2016 1/2 Ton Crew Cab Chevrolet	5/18/16	29,675.00	0.00	0.00	29,675.00	0.00	29,675.00	0.00	S/L	5.00
8115		2017 Ford Interceptor	8/18/16	26,879.50	0.00	0.00	26,879.50	0.00	26,879.50	0.00	S/L	5.00
8116		2016 Polaris Ranger	11/18/16	15,573.85	0.00	0.00	15,573.85	0.00	15,573.85	0.00	S/L	5.00
8117		2017 Chevrolet Traverse	12/31/16	25,815.00	0.00	0.00	25,815.00	0.00	25,815.00	0.00	S/L	5.00
8119		2017 Chevrolet Impala LS (#5139)	10/20/16	21,470.00	0.00	0.00	13,239.83	2,147.00	15,386.83	6,083.17	S/L	10.00
8121		Automatic Transfer Switch for Gen	4/21/16	10,601.45	0.00	0.00	7,067.66	1,060.15	8,127.81	2,473.64	S/L	10.00
8122		2017 Ford Explorer (#7937)	2/20/17	26,637.00	0.00	0.00	26,637.00	0.00	26,637.00	0.00	S/L	5.00
8123		2017 Tahoe (#5332)	10/02/17	31,938.00	0.00	0.00	31,938.00	0.00	31,938.00	0.00	S/L	5.00
8124		2017 Ford Taurus (#3211)	10/18/17	21,982.00	0.00	0.00	21,982.00	0.00	21,982.00	0.00	S/L	5.00
8125		2018 Tahoe (#6795)	12/19/17	32,703.44	0.00	0.00	32,703.44	0.00	32,703.44	0.00	S/L	5.00
8126		Comm Court Audio Video Recordin	9/06/17	5,453.00	0.00	0.00	5,453.00	0.00	5,453.00	0.00	S/L	5.00
8127		Huebsch Washer	4/03/17	12,006.00	0.00	0.00	12,006.00	0.00	12,006.00	0.00	S/L	5.00
8128		CCTV/Camera System	7/11/17	7,557.00	0.00	0.00	7,557.00	0.00	7,557.00	0.00	S/L	5.00
8130		K800 Gas Keyless System	4/19/18	17,524.00	0.00	0.00	8,177.87	1,752.40	9,930.27	7,593.73	S/L	10.00
8133		2018 Chev Tahoe Silver #3811	8/11/18	30,204.00	0.00	0.00	26,680.20	3,523.80	30,204.00	0.00	S/L	5.00
8134		2019 Chev Tahoe Silver #7477	12/08/18	32,099.88	0.00	0.00	26,214.92	5,884.96	32,099.88	0.00	S/L	5.00
8135		2018 Dodge Ram 1500 PU #4591	6/14/18	30,325.19	0.00	0.00	27,798.10	2,527.09	30,325.19	0.00	S/L	5.00
8136		#1111 Replace Transmission	4/26/18	6,425.11	0.00	0.00	5,996.76	428.35	6,425.11	0.00	S/L	5.00
8138		#1806 Truck Bed	12/13/18	5,312.20	0.00	0.00	4,338.30	973.90	5,312.20	0.00	S/L	5.00
8139		AWOS System	10/22/18	157,138.11	0.00	0.00	65,474.21	15,713.81	81,188.02	75,950.09	S/L	10.00
8140		Digital Sign	8/31/18	29,254.96	0.00	0.00	12,677.17	2,925.50	15,602.67	13,652.29	S/L	10.00
8141		Night Vision Scope	6/21/19	5,998.00	0.00	0.00	4,198.60	1,999.60	5,398.20	599.80	S/L	5.00
8144		2019 Chevrolet Tahoe (#3943)	4/24/19	33,635.00	0.00	0.00	24,665.67	6,727.00	31,392.67	2,242.33	S/L	5.00
8145		2019 Chevrolet Silverado (#1982)	5/07/19	36,260.00	0.00	0.00	26,590.67	7,252.00	33,842.67	2,417.33	S/L	5.00
8148		Matrice 200 V2.0 Drone w/Zenmus	12/31/19	17,839.10	0.00	0.00	10,703.46	3,567.82	14,271.28	3,567.82	S/L	5.00
8151		#703-Dump Body	3/13/19	8,270.00	0.00	0.00	3,170.17	827.00	3,997.17	4,272.83	S/L	10.00
8154		M4000 Upgrade Fuel Terminal with	11/07/19	14,295.00	0.00	0.00	4,526.75	1,429.50	5,956.25	8,338.75	S/L	10.00
8155		Control System	9/20/19	223,274.63	0.00	0.00	72,564.25	22,327.46	94,891.71	128,382.92	S/L	10.00
8156		2020 Chevrolet Silverado (#0715)	12/10/19	28,988.00	0.00	0.00	17,875.93	5,797.60	23,673.53	5,314.47	S/L	5.00
8160		Metal Detector	9/28/20	6,200.80	0.00	0.00	2,790.36	1,240.16	4,030.52	2,170.28	S/L	5.00
8165		Energy Management System	3/12/20	49,878.00	0.00	0.00	14,132.10	4,987.80	19,119.90	30,758.10	S/L	10.00
8167		2020 Chev Tahoe (#8280)	4/07/20	33,685.00	0.00	0.00	18,526.75	6,737.00	25,263.75	8,421.25	S/L	5.00
8168		2020 Chev Tahoe (#4670)	4/07/20	33,685.00	0.00	0.00	18,526.75	6,737.00	25,263.75	8,421.25	S/L	5.00
8169		Repairs to 2020 Chev Tahoe (#4670)	9/28/20	22,607.93	0.00	0.00	10,173.58	4,521.59	14,695.17	7,912.76	S/L	5.00
8170		2020 Chev Tahoe (#1994)	5/12/20	33,385.00	0.00	0.00	17,805.33	6,677.00	24,482.33	8,902.67	S/L	5.00
8171		2020 Ford F-150 (#1103)	6/08/20	35,776.00	0.00	0.00	18,484.27	7,155.20	25,639.47	10,136.53	S/L	5.00
8172		2020 Ford F-150 (#9863)	12/03/20	35,776.00	0.00	0.00	14,906.67	7,155.20	22,061.87	13,714.13	S/L	5.00
8173		Ice Machine	4/14/20	5,692.83	0.00	0.00	1,565.52	569.28	2,134.80	3,558.03	S/L	10.00
8174		2020 Chevrolet Tahoe (#4670)	9/29/20	26,215.00	0.00	0.00	11,796.75	5,243.00	17,039.75	9,175.25	S/L	5.00
8175		2020 Ford Responder Truck (#9866)	11/10/20	33,246.00	0.00	0.00	14,406.60	6,649.20	21,055.80	12,190.20	S/L	5.00
8176		2021 Ford Explorer #4858	5/21/21	29,435.50	0.00	0.00	9,321.24	5,887.10	15,208.34	14,227.16	S/L	5.00
8177		2021 Chevrolet Tahoe #7232	6/22/21	36,434.00	0.00	0.00	10,930.20	7,286.80	18,217.00	18,217.00	S/L	5.00
8178		2021 Chevrolet Tahoe #8082	6/22/21	36,034.00	0.00	0.00	10,810.20	7,206.80	18,017.00	18,017.00	S/L	5.00
8179		2020 Ford Explorer #8451	8/26/21	33,950.00	0.00	0.00	9,053.33	6,790.00	15,843.33	18,106.67	S/L	5.00
8181	d	2022 Ford Explorer (#4944)	2/07/22	34,375.00	0.00	0.00	6,302.08	2,291.67	8,593.75	25,781.25	S/L	5.00
8182		2022 Ford Explorer (#5871)	2/07/22	33,975.00	0.00	0.00	6,228.75	6,795.00	13,023.75	20,951.25	S/L	5.00
8183		2022 Ford Explorer (#6534)	2/07/22	33,975.00	0.00	0.00	6,228.75	6,795.00	13,023.75	20,951.25	S/L	5.00



**Book Asset Detail 1/01/23 - 12/31/23**

FYE: 12/31/2023

Asset	d t	Property Description	Date In Service	Book Cost	Book Sec 179 Exp c	Book Sal Value	Book Prior Depreciation	Book Current Depreciation	Book End Depr	Book Net Book Value	Book Method	Book Period
<b>Group: Equipment (continued)</b>												
8184		2022 Ford Explorer (#2992)	4/28/22	33,155.00	0.00	0.00	4,420.67	6,631.00	11,051.67	22,103.33	S/L	5.00
8185		2022 Ford Explorer (#4651)	12/15/22	42,275.00	0.00	0.00	704.58	8,455.00	9,159.58	33,115.42	S/L	5.00
8190		HVAC Unit-2nd Floor Foyer-Jud C	9/12/22	8,868.00	0.00	0.00	295.60	886.80	1,182.40	7,685.60	S/L	10.00
8191		4-HVAC Units-Expo	11/07/22	34,688.00	0.00	0.00	578.13	3,468.80	4,046.93	30,641.07	S/L	10.00
8192		HVAC Add-On-3rd Floor	12/30/22	12,487.00	0.00	0.00	0.00	1,248.70	1,248.70	11,238.30	S/L	10.00
8199		Defibtech Lucas Device	11/17/22	14,964.00	0.00	0.00	124.70	1,496.40	1,621.10	13,342.90	S/L	10.00
8200		Defibtech Lucas Device	11/17/22	14,964.00	0.00	0.00	124.70	1,496.40	1,621.10	13,342.90	S/L	10.00
8201		Defibtech Lucas Device	11/17/22	14,964.00	0.00	0.00	124.70	1,496.40	1,621.10	13,342.90	S/L	10.00
8203		40 Express Vote-Universal Voting S	9/27/22	286,146.75	0.00	0.00	7,153.67	28,614.68	35,768.35	250,378.40	S/L	10.00
8204		2022 Chevrolet Silverado (#8430)	10/19/22	46,597.44	0.00	0.00	1,553.25	9,319.49	10,872.74	35,724.70	S/L	5.00
8205		HVAC-10 Ton - County Clerk Land	5/23/22	11,325.00	0.00	0.00	660.63	1,132.50	1,793.13	9,531.87	S/L	10.00
8206		HVAC-10 Ton-Highway Patrol Offi	8/01/22	12,025.00	0.00	0.00	501.04	1,202.50	1,703.54	10,321.46	S/L	10.00
8207		Repairs #8134	5/31/22	33,130.88	0.00	0.00	3,865.27	6,626.18	10,491.45	22,639.43	S/L	5.00
8208		Repairs #8144-Transmission	11/18/22	5,291.00	0.00	0.00	88.18	1,058.20	1,146.38	4,144.62	S/L	5.00
8209		Rifle Scope 50 MM 3.5-14X	12/05/22	8,495.00	0.00	0.00	70.79	849.50	920.29	7,574.71	S/L	10.00
8212		23 ExpressPoll System & Tablets	4/04/23	31,605.33	0.00c	0.00	0.00	2,370.40	2,370.40	29,234.93	S/L	10.00
8213		HVAC - DL Office	3/21/23	8,655.00	0.00c	0.00	0.00	649.13	649.13	8,005.87	S/L	10.00
8214		21-Doorway access Control System	6/15/23	75,640.35	0.00c	0.00	0.00	4,412.35	4,412.35	71,228.00	S/L	10.00
8216		HVAC Unit - 316 W Sabine Annex	7/26/23	8,642.00	0.00c	0.00	0.00	360.08	360.08	8,281.92	S/L	10.00
8221		HVAC Unit - District Clerk Record	12/14/23	20,873.00	0.00c	0.00	0.00	173.94	173.94	20,699.06	S/L	10.00
8222		2023 Ford Explorer (#2330)	3/09/23	47,662.85	0.00c	0.00	0.00	7,943.81	7,943.81	39,719.04	S/L	5.00
8223		2023 Ford Explorer (#2331)	3/09/23	47,662.85	0.00c	0.00	0.00	7,943.81	7,943.81	39,719.04	S/L	5.00
8224		2023 Dodge Durango (#4371)	3/27/23	43,678.00	0.00c	0.00	0.00	6,551.70	6,551.70	37,126.30	S/L	5.00
8225		2023 Dodge Durango (#4372)	3/27/23	43,678.00	0.00c	0.00	0.00	6,551.70	6,551.70	37,126.30	S/L	5.00
8227		7.5 Ton HVAC Unit - Detention Ce	2/24/23	16,083.00	0.00c	0.00	0.00	1,340.25	1,340.25	14,742.75	S/L	10.00
8228		2 Ton HVAC Unit - Detention Cent	2/24/23	10,413.00	0.00c	0.00	0.00	867.75	867.75	9,545.25	S/L	10.00
8229		Custom Gate - Detention Center	7/27/23	22,784.40	0.00c	0.00	0.00	474.68	474.68	22,309.72	S/L	20.00
8230		Disposer	8/08/23	5,779.84	0.00c	0.00	0.00	481.65	481.65	5,298.19	S/L	5.00
8231		K-9 - "Zago"	4/10/23	12,000.00	0.00c	0.00	0.00	1,800.00	1,800.00	10,200.00	S/L	5.00
8232		1.5 Ton Lennox HVAC Unit-Sherif	5/04/23	7,072.00	0.00c	0.00	0.00	471.47	471.47	6,600.53	S/L	10.00
8233		1.5 Ton Lennox HVAC Unit	5/04/23	7,072.00	0.00c	0.00	0.00	0.00	0.00	7,072.00	Memo	0.00
8234		3 Ton Lennox HVAC Unit	5/04/23	7,585.00	0.00c	0.00	0.00	0.00	0.00	7,585.00	Memo	0.00
8236		Custom Gate - Airport	7/27/23	12,729.78	0.00c	0.00	0.00	265.20	265.20	12,464.58	S/L	20.00
8238		10 Ton HVAC Unit - District Clerk	1/13/23	19,831.00	0.00c	0.00	0.00	1,983.10	1,983.10	17,847.90	S/L	10.00
8240		Repairs - #8168-2020 Chev Tahoe (	11/17/23	24,312.31	0.00c	0.00	0.00	405.21	405.21	23,907.10	S/L	5.00
8244		2023 Dodge Durango (#1035)	6/30/23	44,256.00	0.00c	0.00	0.00	4,425.60	4,425.60	39,830.40	S/L	5.00
8245		2023 Dodge Durango (#1040)	6/30/23	44,256.00	0.00c	0.00	0.00	4,425.60	4,425.60	39,830.40	S/L	5.00
8246		2024 Chevrolet 2500 HD Silverado	9/08/23	65,218.60	0.00c	0.00	0.00	4,347.91	4,347.91	60,870.69	S/L	5.00
8247		Avgas Reel, Hose, Stop Ball & Noz	12/13/23	12,990.51	0.00c	0.00	0.00	108.25	108.25	12,882.26	S/L	10.00
8248		2024 Chevrolet 1500 Silverado (#5	12/13/23	58,573.60	0.00c	0.00	0.00	976.23	976.23	57,597.37	S/L	5.00
		<b>Equipment</b>		15,461,623.32	0.00c	12,346.00	9,403,191.39	989,832.82	10,393,024.21	5,068,599.11		
		<b>*Less: Dispositions and Transfers</b>		721,502.86	0.00	9,774.00	494,189.58	0.00	509,873.50	211,629.36		
		<b>Net Equipment</b>		14,740,120.46	0.00c	2,572.00	8,909,001.81	989,832.82	9,883,150.71	4,856,969.75		

**Group: Facilities & Improvements**

110		Hospital	6/30/87	90,033.00	0.00	0.00	0.00	0.00	0.00	90,033.00	Memo	0.00
2123		Courthouse Parking Asphalt Paving	10/21/21	43,400.00	0.00	0.00	1,265.83	1,085.00	2,350.83	41,049.17	S/L	40.00

**Book Asset Detail 1/01/23 - 12/31/23**

FYE: 12/31/2023

Asset Id	Property Description	Date In Service	Book Cost	Book Sec 179 Exp c	Book Sal Value	Book Prior Depreciation	Book Current Depreciation	Book End Depr	Book Net Book Value	Book Method	Book Period
<b>Group: Facilities &amp; Improvements (continued)</b>											
7145	Boat Ramp	6/30/01	169,270.00	0.00	0.00	90,982.63	4,231.75	95,214.38	74,055.62	S/L	40.00
8120	Concrete Sidewalks - Courthouse	2/02/16	16,300.00	0.00	0.00	2,818.54	407.50	3,226.04	13,073.96	S/L	40.00
8166	Wheelchair Ramp South Entrance	12/22/20	9,500.00	0.00	0.00	475.00	237.50	712.50	8,787.50	S/L	40.00
	<b>Facilities &amp; Improvements</b>		<u>328,503.00</u>	<u>0.00c</u>	<u>0.00</u>	<u>95,542.00</u>	<u>5,961.75</u>	<u>101,503.75</u>	<u>226,999.25</u>		
<b>Group: Furniture</b>											
203	Mobile Filing System For Bottom F	6/30/98	8,541.00	0.00	0.00	8,541.00	0.00	8,541.00	0.00	S/L	10.00
7983	Mobile Storage System	7/01/09	21,973.00	0.00	0.00	21,973.00	0.00	21,973.00	0.00	S/L	10.00
8012	Spacesaver Filing System	2/24/11	20,567.50	0.00	0.00	20,567.50	0.00	20,567.50	0.00	S/L	10.00
8016	Roller Shelving	4/23/12	5,475.50	0.00	0.00	5,475.50	0.00	5,475.50	0.00	S/L	10.00
8063	Cabinets	9/05/13	11,187.00	0.00	0.00	10,441.20	745.80	11,187.00	0.00	S/L	10.00
8079	2 Plat Cabinets	4/04/14	10,726.00	0.00	0.00	9,385.25	1,072.60	10,457.85	268.15	S/L	10.00
8093	3 Desks-County Treasurer	6/08/15	16,475.00	0.00	0.00	12,493.54	1,647.50	14,141.04	2,333.96	S/L	10.00
8161	Desk	9/29/20	7,200.00	0.00	0.00	1,620.00	720.00	2,340.00	4,860.00	S/L	10.00
8186	Steel Roller Shelving-County Clerk	5/23/22	13,501.00	0.00	0.00	787.56	1,350.10	2,137.66	11,363.34	S/L	10.00
8187	Election Equipment Storage Cabine	8/15/22	46,516.00	0.00	0.00	1,938.17	4,651.60	6,589.77	39,926.23	S/L	10.00
8188	Election Equipment Storage Cabine	9/27/22	11,329.31	0.00	0.00	283.23	1,132.93	1,416.16	9,913.15	S/L	10.00
8189	Track Lighting-Library	6/13/22	8,113.20	0.00	0.00	473.27	811.32	1,284.59	6,828.61	S/L	10.00
8237	Roller Shelving - District Clerk	6/27/23	6,067.00	0.00c	0.00	0.00	303.35	303.35	5,763.65	S/L	10.00
	<b>Furniture</b>		<u>187,671.51</u>	<u>0.00c</u>	<u>0.00</u>	<u>93,979.22</u>	<u>12,435.20</u>	<u>106,414.42</u>	<u>81,257.09</u>		
<b>Group: Infrastructure</b>											
8112	Runway Improvements 2015	12/31/15	5,561.00	0.00	0.00	1,668.30	278.05	1,946.35	3,614.65	S/L	20.00
8129	Runway Improvements 2017	12/31/17	449,281.66	0.00	0.00	112,320.40	22,464.08	134,784.48	314,497.18	S/L	20.00
8250	Taxiway Improvements - 2023	8/29/23	13,400.00	0.00c	0.00	0.00	223.33	223.33	13,176.67	S/L	20.00
	<b>Infrastructure</b>		<u>468,242.66</u>	<u>0.00c</u>	<u>0.00</u>	<u>113,988.70</u>	<u>22,965.46</u>	<u>136,954.16</u>	<u>331,288.50</u>		
<b>Group: Infrastructure - Bridges</b>											
3000	Brushy Creek-CR 127-Steel Girder	7/01/70	35,340.36	0.00	0.00	35,340.36	0.00	35,340.36	0.00	S/L	25.00
3001	Brushy Creek-CR 129-Steel Girder	7/01/93	77,513.63	0.00	0.00	77,513.63	0.00	77,513.63	0.00	S/L	25.00
3002	Brushy Creek-CR 125-Steel Girder	7/01/70	15,907.76	0.00	0.00	15,907.76	0.00	15,907.76	0.00	S/L	25.00
3003	Caney Creek-CR 176-Concrete Girc	7/01/90	210,638.94	0.00	0.00	195,593.45	6,018.26	201,611.71	9,027.23	S/L	35.00
3004	Cooper Creek-CR 164-Steel Girder	7/01/92	64,323.75	0.00	0.00	64,323.75	0.00	64,323.75	0.00	S/L	25.00
3005	Dixie Lake Spillway-CR 332-Concr	7/01/90	327,135.28	0.00	0.00	303,768.40	9,346.72	313,115.12	14,020.16	S/L	35.00
3006	Hoggs Bayou-CR 201-Steel Girder	7/01/95	65,145.60	0.00	0.00	65,145.60	0.00	65,145.60	0.00	S/L	25.00
3008	MdFadden Creek-CR 430-Steel Gir	7/01/93	38,463.98	0.00	0.00	38,463.98	0.00	38,463.98	0.00	S/L	25.00
3009	MdFadden Creek-CR 4354-Steel Gi	7/01/95	56,070.14	0.00	0.00	56,070.14	0.00	56,070.14	0.00	S/L	25.00
3010	CR 155 Draw - Steel Girder Bridge	7/01/60	10,580.54	0.00	0.00	10,580.54	0.00	10,580.54	0.00	S/L	25.00
3011	Tugo Railroad-CR 257-Concrete Gi	7/01/75	224,792.81	0.00	0.00	224,792.81	0.00	224,792.81	0.00	S/L	35.00
3012	Irons Bayou-CR 224-Bridge	12/31/22	483,891.98	0.00	0.00	0.00	13,825.49	13,825.49	470,066.49	S/L	35.00
8153	CR 178 Steel Frame Bridge	9/24/19	48,500.00	0.00	0.00	6,305.00	1,940.00	8,245.00	40,255.00	S/L	25.00
	<b>Infrastructure - Bridges</b>		<u>1,658,304.77</u>	<u>0.00c</u>	<u>0.00</u>	<u>1,093,805.42</u>	<u>31,130.47</u>	<u>1,124,935.89</u>	<u>533,368.88</u>		

Book Asset Detail 1/01/23 - 12/31/23

FYE: 12/31/2023

Asset	d t	Property Description	Date In Service	Book Cost	Book Sec 179 Exp c	Book Sal Value	Book Prior Depreciation	Book Current Depreciation	Book End Depr	Book Net Book Value	Book Method	Book Period
<b>Group: Infrastructure - Roads</b>												
3500		1991 Asphalt Roads	7/01/91	51,120.67	0.00	0.00	51,120.67	0.00	51,120.67	0.00	S/L	20.00
3501		1992 Asphalt Roads	7/01/92	52,673.88	0.00	0.00	52,673.88	0.00	52,673.88	0.00	S/L	20.00
3502		1993 Asphalt Roads	7/01/93	54,227.08	0.00	0.00	54,227.08	0.00	54,227.08	0.00	S/L	20.00
3503		1994 Asphalt Roads	7/01/94	55,645.22	0.00	0.00	55,645.22	0.00	55,645.22	0.00	S/L	20.00
3504		1995 Asphalt Roads	7/01/95	57,198.43	0.00	0.00	57,198.43	0.00	57,198.43	0.00	S/L	20.00
3505		1996 Asphalt Roads	7/01/96	58,886.69	0.00	0.00	58,886.69	0.00	58,886.69	0.00	S/L	20.00
3506		1997 Asphalt Roads	7/01/97	60,237.30	0.00	0.00	60,237.30	0.00	60,237.30	0.00	S/L	20.00
3507		1998 Asphalt Roads	7/01/98	61,182.73	0.00	0.00	61,182.73	0.00	61,182.73	0.00	S/L	20.00
3508		1999 Asphalt Roads	7/01/99	62,533.35	0.00	0.00	62,533.35	0.00	62,533.35	0.00	S/L	20.00
3509		2000 Asphalt Roads	7/01/00	64,626.79	0.00	0.00	64,626.79	0.00	64,626.79	0.00	S/L	20.00
3510		2001 Asphalt Roads	7/01/01	66,450.12	0.00	0.00	66,450.12	0.00	66,450.12	0.00	S/L	20.00
3511		2002 Asphalt Roads	7/01/02	67,530.61	0.00	0.00	67,530.61	0.00	67,530.61	0.00	S/L	20.00
3512		1991 Chip Seal Roads	7/01/91	29,622.15	0.00	0.00	29,622.15	0.00	29,622.15	0.00	S/L	20.00
3513		1992 Chip Seal Roads	7/01/92	30,522.17	0.00	0.00	30,522.17	0.00	30,522.17	0.00	S/L	20.00
3514		1993 Chip Seal Roads	7/01/93	31,422.18	0.00	0.00	31,422.18	0.00	31,422.18	0.00	S/L	20.00
3515		1994 Chip Seal Roads	7/01/94	32,243.93	0.00	0.00	32,243.93	0.00	32,243.93	0.00	S/L	20.00
3516		1995 Chip Seal Roads	7/01/95	33,143.94	0.00	0.00	33,143.94	0.00	33,143.94	0.00	S/L	20.00
3517		1996 Chip Seal Roads	7/01/96	34,122.22	0.00	0.00	34,122.22	0.00	34,122.22	0.00	S/L	20.00
3518		1997 Chip Seal Roads	7/01/97	34,904.84	0.00	0.00	34,904.84	0.00	34,904.84	0.00	S/L	20.00
3519		1998 Chip Seal Roads	7/01/98	35,452.67	0.00	0.00	35,452.67	0.00	35,452.67	0.00	S/L	20.00
3520		1999 Chip Seal Roads	7/01/99	36,235.29	0.00	0.00	36,235.29	0.00	36,235.29	0.00	S/L	20.00
3521		2000 Chip Seal Roads	7/01/00	37,448.35	0.00	0.00	37,448.35	0.00	37,448.35	0.00	S/L	20.00
3522		2001 Chip Seal Roads	7/01/01	38,504.89	0.00	0.00	38,504.89	0.00	38,504.89	0.00	S/L	20.00
3523		2002 Chip Seal Roads	7/01/02	39,130.98	0.00	0.00	39,130.98	0.00	39,130.98	0.00	S/L	20.00
3524		1991 Dirt Roads	7/01/91	10,921.58	0.00	0.00	10,921.58	0.00	10,921.58	0.00	S/L	20.00
3525		1992 Dirt Roads	7/01/92	11,253.41	0.00	0.00	11,253.41	0.00	11,253.41	0.00	S/L	20.00
3526		1993 Dirt Roads	7/01/93	11,585.24	0.00	0.00	11,585.24	0.00	11,585.24	0.00	S/L	20.00
3527		1994 Dirt Roads	7/01/94	11,888.22	0.00	0.00	11,888.22	0.00	11,888.22	0.00	S/L	20.00
3528		1995 Dirt Roads	7/01/95	12,220.05	0.00	0.00	12,220.05	0.00	12,220.05	0.00	S/L	20.00
3529		1996 Dirt Roads	7/01/96	12,580.73	0.00	0.00	12,580.73	0.00	12,580.73	0.00	S/L	20.00
3530		1997 Dirt Roads	7/01/97	12,869.28	0.00	0.00	12,869.28	0.00	12,869.28	0.00	S/L	20.00
3531		1998 Dirt Roads	7/01/98	13,071.27	0.00	0.00	13,071.27	0.00	13,071.27	0.00	S/L	20.00
3532		1999 Dirt Roads	7/01/99	13,359.82	0.00	0.00	13,359.82	0.00	13,359.82	0.00	S/L	20.00
3533		2000 Dirt Roads	7/01/00	13,807.07	0.00	0.00	13,807.07	0.00	13,807.07	0.00	S/L	20.00
3534		2001 Dirt Roads	7/01/01	14,196.61	0.00	0.00	14,196.61	0.00	14,196.61	0.00	S/L	20.00
3535		2002 Dirt Roads	7/01/02	14,427.45	0.00	0.00	14,427.45	0.00	14,427.45	0.00	S/L	20.00
3536		1991 Oil Dirt Roads	7/01/91	545,969.09	0.00	0.00	545,969.09	0.00	545,969.09	0.00	S/L	20.00
3537		1992 Oil Dirt Roads	7/01/92	562,557.32	0.00	0.00	562,557.32	0.00	562,557.32	0.00	S/L	20.00
3538		1993 Oil Dirt Roads	7/01/93	579,145.55	0.00	0.00	579,145.55	0.00	579,145.55	0.00	S/L	20.00
3539		1994 Oil Dirt Roads	7/01/94	594,291.32	0.00	0.00	594,291.32	0.00	594,291.32	0.00	S/L	20.00
3540		1995 Oil Dirt Roads	7/01/95	610,879.55	0.00	0.00	610,879.55	0.00	610,879.55	0.00	S/L	20.00
3541		1996 Oil Dirt Roads	7/01/96	628,910.24	0.00	0.00	628,910.24	0.00	628,910.24	0.00	S/L	20.00
3542		1997 Oil Dirt Roads	7/01/97	643,334.78	0.00	0.00	643,334.78	0.00	643,334.78	0.00	S/L	20.00
3543		1998 Oil Dirt Roads	7/01/98	653,431.97	0.00	0.00	653,431.97	0.00	653,431.97	0.00	S/L	20.00
3544		1999 Oil Dirt Roads	7/01/99	667,856.51	0.00	0.00	667,856.51	0.00	667,856.51	0.00	S/L	20.00
3545		2000 Oil Dirt Roads	7/01/00	690,214.56	0.00	0.00	690,214.56	0.00	690,214.56	0.00	S/L	20.00
3546		2001 Oil Dirt Roads	7/01/01	709,687.70	0.00	0.00	709,687.70	0.00	709,687.70	0.00	S/L	20.00
3547		2002 Oil Dirt Roads	7/01/02	721,227.34	0.00	0.00	721,227.34	0.00	721,227.34	0.00	S/L	20.00
3548		1991 RAP Roads	7/01/91	24,565.25	0.00	0.00	24,565.25	0.00	24,565.25	0.00	S/L	20.00

Book Asset Detail 1/01/23 - 12/31/23

FYE: 12/31/2023

Asset	d t	Property Description	Date In Service	Book Cost	Book Sec 179 Exp c	Book Sal Value	Book Prior Depreciation	Book Current Depreciation	Book End Depr	Book Net Book Value	Book Method	Book Period
<b>Group: Infrastructure - Roads (continued)</b>												
3549		1992 RAP Roads	7/01/92	25,311.62	0.00	0.00	25,311.62	0.00	25,311.62	0.00	S/L	20.00
3550		1993 RAP Roads	7/01/93	26,057.99	0.00	0.00	26,057.99	0.00	26,057.99	0.00	S/L	20.00
3551		1994 RAP Roads	7/01/94	26,739.46	0.00	0.00	26,739.46	0.00	26,739.46	0.00	S/L	20.00
3552		1995 RAP Roads	7/01/95	27,485.83	0.00	0.00	27,485.83	0.00	27,485.83	0.00	S/L	20.00
3553		1996 RAP Roads	7/01/96	28,297.10	0.00	0.00	28,297.10	0.00	28,297.10	0.00	S/L	20.00
3554		1997 RAP Roads	7/01/97	28,946.11	0.00	0.00	28,946.11	0.00	28,946.11	0.00	S/L	20.00
3555		1998 RAP Roads	7/01/98	29,400.42	0.00	0.00	29,400.42	0.00	29,400.42	0.00	S/L	20.00
3556		1999 RAP Roads	7/01/99	30,049.44	0.00	0.00	30,049.44	0.00	30,049.44	0.00	S/L	20.00
3557		2000 RAP Roads	7/01/00	31,055.41	0.00	0.00	31,055.41	0.00	31,055.41	0.00	S/L	20.00
3558		2001 RAP Roads	7/01/01	31,931.59	0.00	0.00	31,931.59	0.00	31,931.59	0.00	S/L	20.00
3559		2002 RAP Roads	7/01/02	32,450.80	0.00	0.00	32,450.80	0.00	32,450.80	0.00	S/L	20.00
3562		CR 235 Improvements	12/31/21	85,512.83	0.00	0.00	4,275.64	4,275.64	8,551.28	76,961.55	S/L	20.00
3563		CR 237 Improvements	12/31/21	133,339.58	0.00	0.00	6,666.98	6,666.98	13,333.96	120,005.62	S/L	20.00
3565		CR 301 Improvements	12/31/21	188,369.16	0.00	0.00	9,418.46	9,418.46	18,836.92	169,532.24	S/L	20.00
3566		CR 302 Improvements	12/31/21	132,253.34	0.00	0.00	6,612.67	6,612.67	13,225.34	119,028.00	S/L	20.00
3567		CR 466 Improvements	12/31/21	173,203.51	0.00	0.00	8,660.18	8,660.18	17,320.36	155,883.15	S/L	20.00
3568		CR 463 N Improvements	12/31/21	44,584.41	0.00	0.00	2,229.22	2,229.22	4,458.44	40,125.97	S/L	20.00
3569		CR 467 Improvements	12/31/21	278,001.80	0.00	0.00	13,900.09	13,900.09	27,800.18	250,201.62	S/L	20.00
3570		CR 328 Improvements	12/31/21	315,649.46	0.00	0.00	15,782.47	15,782.47	31,564.94	284,084.52	S/L	20.00
3571		CR 322 Improvements	12/31/21	54,616.15	0.00	0.00	2,730.81	2,730.81	5,461.62	49,154.53	S/L	20.00
3572		CR 3122 Improvements	12/31/21	27,210.27	0.00	0.00	1,360.51	1,360.51	2,721.02	24,489.25	S/L	20.00
3573		CR 322 Improvements	12/31/21	150,887.00	0.00	0.00	7,544.35	7,544.35	15,088.70	135,798.30	S/L	20.00
3574		CR 463/466/467 Improvements	12/31/21	1,169,650.82	0.00	0.00	58,482.54	58,482.54	116,965.08	1,052,685.74	S/L	20.00
3575		CR 321/322 Improvements	12/31/21	150,888.15	0.00	0.00	7,544.41	7,544.41	15,088.82	135,799.33	S/L	20.00
3576		CR 331/3311 Improvements	12/31/21	94,500.87	0.00	0.00	4,725.04	4,725.04	9,450.08	85,050.79	S/L	20.00
3577		CR 322/327/328 Improvements	12/31/21	370,265.61	0.00	0.00	18,513.28	18,513.28	37,026.56	333,239.05	S/L	20.00
3578		CR 153 Improvements	7/31/22	161,874.35	0.00	0.00	3,372.38	3,372.38	6,744.76	155,131.59	S/L	20.00
3579		CR 108 Improvements	6/30/22	127,497.18	0.00	0.00	3,187.43	6,374.86	9,562.29	117,934.89	S/L	20.00
3580		CR 198 Improvements	8/31/22	106,176.07	0.00	0.00	1,769.60	5,308.80	7,078.40	99,097.67	S/L	20.00
3581		CR 106 Improvements	8/31/22	100,242.12	0.00	0.00	1,670.70	5,012.11	6,682.81	93,559.31	S/L	20.00
3582		CR 264 Improvements	5/31/22	117,246.22	0.00	0.00	3,419.68	5,862.31	9,281.99	107,964.23	S/L	20.00
3583		CR 266 Improvements	8/31/22	116,203.36	0.00	0.00	1,936.72	5,810.17	7,746.89	108,456.47	S/L	20.00
3584		CR 245 Improvements	10/31/22	43,487.75	0.00	0.00	362.40	2,174.39	2,536.79	40,950.96	S/L	20.00
3585		CR 328 Improvements	9/30/22	175,167.22	0.00	0.00	2,189.59	8,758.36	10,947.95	164,219.27	S/L	20.00
3586		CR 328 Improvements	6/30/22	25,000.00	0.00	0.00	625.00	1,250.00	1,875.00	23,125.00	S/L	20.00
3587		CR 328 Improvements	8/31/22	39,078.00	0.00	0.00	651.30	1,953.90	2,605.20	36,472.80	S/L	20.00
3588		CR 155/158 Improvements	8/31/22	49,011.20	0.00	0.00	816.85	2,450.56	3,267.41	45,743.79	S/L	20.00
3589		CR 324/326 Improvements	10/31/22	53,007.65	0.00	0.00	441.73	2,650.38	3,092.11	49,915.54	S/L	20.00
3590		CR 158/160 Improvements	11/30/22	48,441.60	0.00	0.00	201.84	2,422.08	2,623.92	45,817.68	S/L	20.00
3591		CR 326C/3263/3264 Improvements	11/30/22	57,424.32	0.00	0.00	239.27	2,871.22	3,110.49	54,313.83	S/L	20.00
3592		CR 103 Improvements	11/30/22	31,843.21	0.00	0.00	132.68	1,592.16	1,724.84	30,118.37	S/L	20.00
3593		CR 329 Improvements	11/30/22	138,823.21	0.00	0.00	578.43	6,941.16	7,519.59	131,303.62	S/L	20.00
3594		CR 3101 Improvements	1/31/23	78,551.97	0.00c	0.00	0.00	3,600.30	3,600.30	74,951.67	S/L	20.00
3595		CR 328/337 Improvements	7/18/23	168,835.52	0.00c	0.00	0.00	3,517.41	3,517.41	165,318.11	S/L	20.00
3596		CR 328/337/329/304/302 Improvements	7/18/23	33,023.65	0.00c	0.00	0.00	687.99	687.99	32,335.66	S/L	20.00
3597		CR 337/328 Improvements	7/18/23	33,925.20	0.00c	0.00	0.00	706.78	706.78	33,218.42	S/L	20.00
3598		CR 328 Improvements	7/18/23	50,156.80	0.00c	0.00	0.00	1,044.93	1,044.93	49,111.87	S/L	20.00
3599		CR 163 Improvements	7/18/23	93,265.00	0.00c	0.00	0.00	1,943.02	1,943.02	91,321.98	S/L	20.00
3600		CR 337 Improvements	8/01/23	35,485.30	0.00c	0.00	0.00	739.28	739.28	34,746.02	S/L	20.00

**Book Asset Detail 1/01/23 - 12/31/23**

FYE: 12/31/2023

Asset	d t	Property Description	Date In Service	Book Cost	Book Sec 179 Exp c	Book Sal Value	Book Prior Depreciation	Book Current Depreciation	Book End Depr	Book Net Book Value	Book Method	Book Period
<b>Group: Infrastructure - Roads (continued)</b>												
3601		CR 328 Improvements	8/01/23	21,272.00	0.00c	0.00	0.00	443.17	443.17	20,828.83	S/L	20.00
3602		CR 163 Improvements	8/01/23	5,876.03	0.00c	0.00	0.00	122.42	122.42	5,753.61	S/L	20.00
3603		CR 324 Improvements	9/26/23	34,809.20	0.00c	0.00	0.00	435.12	435.12	34,374.08	S/L	20.00
3604		CR 445 Improvements	10/24/23	5,600.00	0.00c	0.00	0.00	46.67	46.67	5,553.33	S/L	20.00
<b>Infrastructure - Roads</b>				<u>14,547,301.25</u>	<u>0.00c</u>	<u>0.00</u>	<u>9,417,086.41</u>	<u>251,259.92</u>	<u>9,668,346.33</u>	<u>4,878,954.92</u>		
<b>Group: Land</b>												
22		Property on W Wellington Park Lot	6/30/96	48,299.00	0.00	0.00	0.00	0.00	0.00	48,299.00	Land	0.00
23		Purchase of West Lot +3 East Lots	6/30/95	81,419.00	0.00	0.00	0.00	0.00	0.00	81,419.00	Land	0.00
109		Hospital	6/30/87	32,138.00	0.00	0.00	0.00	0.00	0.00	32,138.00	Land	0.00
5014		Landfill 2.3 Acres 1/2 Interest	6/30/87	3,250.00	0.00	0.00	0.00	0.00	0.00	3,250.00	Land	0.00
5161		David Brown Survey 48.87 Acres	6/30/87	12,218.00	0.00	0.00	0.00	0.00	0.00	12,218.00	Land	0.00
5162		BR Wallace Survey 41.73 acres	6/30/87	166,922.00	0.00	0.00	0.00	0.00	0.00	166,922.00	Land	0.00
5163		D Brown Brewer Survey 21.109 acr	6/30/87	9,499.00	0.00	0.00	0.00	0.00	0.00	9,499.00	Land	0.00
5167		Courthouse	6/30/87	651,984.00	0.00	0.00	0.00	0.00	0.00	651,984.00	Land	0.00
5168		Whse. Tract Purchased from PanCo	6/30/87	1,250.00	0.00	0.00	0.00	0.00	0.00	1,250.00	Land	0.00
5169		Whse. Tract Purchased from PanCo	6/30/87	2,500.00	0.00	0.00	0.00	0.00	0.00	2,500.00	Land	0.00
5170		Hosp Tract Purchased F/Lula Wood	6/30/87	10,500.00	0.00	0.00	0.00	0.00	0.00	10,500.00	Land	0.00
5171		Hosp Tract Purchased F/James Wall	6/30/87	7,500.00	0.00	0.00	0.00	0.00	0.00	7,500.00	Land	0.00
5174		Landfill Site 42.06 Acres	6/30/87	50,000.00	0.00	0.00	0.00	0.00	0.00	50,000.00	Land	0.00
5176		Park West Loop 60 Acres	6/30/87	12,000.00	0.00	0.00	0.00	0.00	0.00	12,000.00	Land	0.00
7153		LAND PURCHASE-AVERY PIT	3/13/02	17,055.73	0.00	0.00	0.00	0.00	0.00	17,055.73	Land	0.00
7935		Land - Detention Center	9/04/07	60,754.27	0.00	0.00	0.00	0.00	0.00	60,754.27	Land	0.00
7945		LAND - Pit Pct. 4	4/20/07	122,600.00	0.00	0.00	0.00	0.00	0.00	122,600.00	Land	0.00
8091		Land - Precinct 3	4/06/15	263,375.05	0.00	0.00	0.00	0.00	0.00	263,375.05	Land	0.00
8092		Land - Precinct 3	4/15/15	168,752.19	0.00	0.00	0.00	0.00	0.00	168,752.19	Land	0.00
8194		237, 329 & 331 W Wellington St	9/28/22	220,346.00	0.00	0.00	0.00	0.00	0.00	220,346.00	Land	0.00
8195		318 Brownwood Circle	9/28/22	30,000.00	0.00	0.00	0.00	0.00	0.00	30,000.00	Land	0.00
8197		305 W Panola (Joffrion)	11/21/22	60,000.00	0.00	0.00	0.00	0.00	0.00	60,000.00	Land	0.00
8253		Land - 316 W Sabine Annex	5/19/23	72,000.00	0.00c	0.00	0.00	0.00	0.00	72,000.00	Land	0.00
<b>Land</b>				<u>2,104,362.24</u>	<u>0.00c</u>	<u>0.00</u>	<u>0.00</u>	<u>0.00</u>	<u>0.00</u>	<u>2,104,362.24</u>		
<b>Grand Total</b>				<u>58,471,630.92</u>	<u>0.00c</u>	<u>698,027.00</u>	<u>29,044,481.83</u>	<u>1,814,994.63</u>	<u>30,859,476.46</u>	<u>27,612,154.46</u>		
<b>Less: Dispositions and Transfers</b>				<u>1,087,555.90</u>	<u>0.00</u>	<u>22,394.00</u>	<u>727,925.85</u>	<u>0.00</u>	<u>745,019.31</u>	<u>342,536.59</u>		
<b>Net Grand Total</b>				<u>57,384,075.02</u>	<u>0.00c</u>	<u>675,633.00</u>	<u>28,316,555.98</u>	<u>1,814,994.63</u>	<u>30,114,457.15</u>	<u>27,269,617.87</u>		



**Book Current Year Additions**

FYE: 12/31/2023

<u>Asset</u>	<u>Property Description</u>	<u>Date In Service</u>	<u>Book Cost</u>
<b><u>Group: Buildings</u></b>			
8210	12 x 32 Storage Building	9/06/23	10,094.50
8215	316 W Sabine Annex	5/19/23	353,334.00
8217	316 W Sabine Annex Renovations	12/01/23	63,802.96
8219	Judicial Center Renovations	8/25/23	17,900.00
8220	Courthouse Renovations	11/03/23	44,754.36
8235	Roof - Hanger 12	5/08/23	11,490.00
8241	Expo Barn Roof	2/27/23	68,408.55
8242	Standing Seam Roof - Courthouse	12/31/23	598,455.00
		<b>Buildings</b>	<u>1,168,239.37</u>
<b><u>Group: Computers &amp; Peripherals</u></b>			
2324	Video Surveillance Camera System	11/01/23	21,101.00
2326	Panasonic Laptop w/ Dock & Rec Printer	12/31/23	7,661.30
8218	Video Surv Camera Sys-316 W Sabine	8/25/23	16,161.00
8226	Watchguard Dash Cam System	10/03/23	7,240.40
8239	Video Surveillance Additions (CH)	9/08/23	17,230.00
8243	2-Avtec Dispatch & Radio Consoles	4/13/23	234,121.71
8251	CCL Integrated A/V Solution Equip	3/13/23	82,173.41
8252	DC Integrated A/V Solution Equip	3/13/23	68,025.33
		<b>Computers &amp; Peripherals</b>	<u>453,714.15</u>
<b><u>Group: Construction in Progress</u></b>			
8249	CIP - Courthouse Renovation	12/31/23	21,274.00
		<b>Construction in Progress</b>	<u>21,274.00</u>
<b><u>Group: Equipment</u></b>			
2301	2021 John Deere 160 GF Excavator	2/07/23	180,000.00
2302	2017 Freightliner 125 (#3063)	2/17/23	65,237.78
2303	2017 Freightliner 125 (#3050)	2/17/23	65,237.78
2304	2017 Freightliner 125 (#2960)	2/17/23	65,237.78
2305	Car-Tex 82"x25' Triple Axle Lowboy Trailer	2/21/23	12,105.00
2306	2023 Chevrolet 250 HD Silverado (#0117)	3/17/23	62,377.32
2307	2023 Brazos 40' Pit Boxx Belly Dump Trailer	3/08/23	34,850.00
2308	2023 Brazos 40' Pit Boxx Belly Dump Trailer	3/08/23	34,850.00
2309	2023 Brazos 40' Pit Boxx Belly Dump Trailer	3/08/23	34,850.00
2310	2023 Caterpillar 420 Backhoe	4/13/23	149,528.00
2311	Car-Tex 82"x25' Triple Axle Lowboy Trailer	4/18/23	12,105.00
2312	2023 Kubota M5-111HDC Cab Tractor	6/14/23	66,477.39
2313	Kubota ZD1211-3-60 Zero Turn Mower	9/06/23	16,661.70
2314	John Deere 6110M Cab Tractor w/ Loader	8/14/23	127,693.68
2315	2023 Kuhn EL 92-230 Tiller	9/05/23	13,060.00
2316	John Deere 6110M Cab Tractor w/ Loader	8/23/23	127,693.68
2317	2023 Kuhn EL 92-230 Tiller	9/05/23	13,060.00
2318	96x20 Triple Axle Gooseneck Trailer	10/06/23	10,144.12
2319	2023 Pitts Contender Trailer	11/03/23	85,960.54
2320	2023 Kubota F Series Track Loader	11/28/23	72,541.29
2321	96x24 Triple Axle Trailer	11/15/23	10,519.84
2322	Car-Tex 83"x20' Tand Axle Utility Trailer	11/14/23	7,155.00
2323	Grapple on #2316	11/28/23	7,103.00
2325	4 - HAENNI WL 101 Wheel Load Scales	12/01/23	23,380.00
2327	Engine Overhaul #1212	8/07/23	11,946.89
2328	Turbo #1008	1/13/23	9,693.57
2329	Custom Gate - Road & Bridge	10/31/23	18,193.69
8212	23 ExpressPoll System & Tablets	4/04/23	31,605.33
8213	HVAC - DL Office	3/21/23	8,655.00
8214	21-Doorway access Control System	6/15/23	75,640.35
8216	HVAC Unit - 316 W Sabine Annex	7/26/23	8,642.00

**Book Current Year Additions**

FYE: 12/31/2023

<u>Asset</u>	<u>Property Description</u>	<u>Date In Service</u>	<u>Book Cost</u>
<b><u>Group: Equipment (continued)</u></b>			
8221	HVAC Unit - District Clerk Records	12/14/23	20,873.00
8222	2023 Ford Explorer (#2330)	3/09/23	47,662.85
8223	2023 Ford Explorer (#2331)	3/09/23	47,662.85
8224	2023 Dodge Durango (#4371)	3/27/23	43,678.00
8225	2023 Dodge Durango (#4372)	3/27/23	43,678.00
8227	7.5 Ton HVAC Unit - Detention Center	2/24/23	16,083.00
8228	2 Ton HVAC Unit - Detention Center	2/24/23	10,413.00
8229	Custom Gate - Detention Center	7/27/23	22,784.40
8230	Disposer	8/08/23	5,779.84
8231	K-9 - "Zago"	4/10/23	12,000.00
8232	1.5 Ton Lennox HVAC Unit-Sheriff	5/04/23	7,072.00
8233	1.5 Ton Lennox HVAC Unit	5/04/23	7,072.00
8234	3 Ton Lennox HVAC Unit	5/04/23	7,585.00
8236	Custom Gate - Airport	7/27/23	12,729.78
8238	10 Ton HVAC Unit - District Clerk	1/13/23	19,831.00
8240	Repairs - #8168-2020 Chev Tahoe (#4670)	11/17/23	24,312.31
8244	2023 Dodge Durango (#1035)	6/30/23	44,256.00
8245	2023 Dodge Durango (#1040)	6/30/23	44,256.00
8246	2024 Chevrolet 2500 HD Silverado (#5311)	9/08/23	65,218.60
8247	Avgas Reel, Hose, Stop Ball & Nozzle	12/13/23	12,990.51
8248	2024 Chevrolet 1500 Silverado (#5481)	12/13/23	58,573.60
		<b>Equipment</b>	<u><u>2,036,717.47</u></u>
<b><u>Group: Furniture</u></b>			
8237	Roller Shelving - District Clerk	6/27/23	6,067.00
		<b>Furniture</b>	<u><u>6,067.00</u></u>
<b><u>Group: Infrastructure</u></b>			
8250	Taxiway Improvements - 2023	8/29/23	13,400.00
		<b>Infrastructure</b>	<u><u>13,400.00</u></u>
<b><u>Group: Infrastructure - Roads</u></b>			
3594	CR 3101 Improvements	1/31/23	78,551.97
3595	CR 328/337 Improvements	7/18/23	168,835.52
3596	CR 328/337/329/304/302 Improvements	7/18/23	33,023.65
3597	CR 337/328 Improvements	7/18/23	33,925.20
3598	CR 328 Improvements	7/18/23	50,156.80
3599	CR 163 Improvements	7/18/23	93,265.00
3600	CR 337 Improvements	8/01/23	35,485.30
3601	CR 328 Improvements	8/01/23	21,272.00
3602	CR 163 Improvements	8/01/23	5,876.03
3603	CR 324 Improvements	9/26/23	34,809.20
3604	CR 445 Improvements	10/24/23	5,600.00
		<b>Infrastructure - Roads</b>	<u><u>560,800.67</u></u>
<b><u>Group: Land</u></b>			
8253	Land - 316 W Sabine Annex	5/19/23	72,000.00
		<b>Land</b>	<u><u>72,000.00</u></u>
		<b>Grand Total</b>	<u><u>4,332,212.66</u></u>

**Book Current Year Disposals**

FYE: 12/31/2023

Asset	Property Description	Disposal Date	Disposal Method	Book Cost/Basis	Gross Proceeds	Expense of Sale	Unrecovered Book Cost	Book Gain/Loss
<b>Group: Buildings</b>								
7	Airport Terminal	9/30/23	Sold	40,000.00	0.00	0.00	20,871.07	-20,871.07
20	Purchase of Medical Building on W	4/30/23	Sold	85,702.00	0.00	0.00	41,223.07	-41,223.07
8157	Roof Replacement Asset #20	4/30/23	Sold	42,730.00	0.00	0.00	38,813.09	-38,813.09
<b>Buildings</b>				<u>168,432.00</u>	<u>0.00</u>	<u>0.00</u>	<u>100,907.23</u>	<u>-100,907.23</u>
<b>Group: Computers &amp; Peripherals</b>								
1855	1 BM 5363 P/20 210MB w/4WR St	12/31/23	Sold	7,585.00	0.00	0.00	0.00	0.00
5321	Office Base Motorola Radio	12/31/23	Sold	10,710.00	0.00	0.00	0.00	0.00
7884	Computer w/ Scanner	12/31/23	Sold	6,628.00	0.00	0.00	0.00	0.00
7885	Computer w/ Scanner	12/31/23	Sold	6,628.00	0.00	0.00	0.00	0.00
8008	2-Zetron Radio Consoles	4/13/23	Sold	20,881.00	0.00	0.00	0.00	0.00
8096	Courtroom A/V Technology Upgrac	3/13/23	Sold	93,653.34	0.00	0.00	0.00	0.00
8105	COPSync Computer Equipment	2/28/23	Sold	10,499.90	0.00	0.00	0.00	0.00
8108	NECSV9100 Phone System	12/31/23	Sold	5,080.00	0.00	0.00	0.00	0.00
8118	Copsync Camera System	2/28/23	Sold	5,955.80	0.00	0.00	0.00	0.00
<b>Computers &amp; Peripherals</b>				<u>167,621.04</u>	<u>0.00</u>	<u>0.00</u>	<u>0.00</u>	<u>0.00</u>
<b>Group: Construction in Progress</b>								
8202	CIP-Expo Roof	2/27/23	Sold	30,000.00	0.00	0.00	30,000.00	-30,000.00
<b>Construction in Progress</b>				<u>30,000.00</u>	<u>0.00</u>	<u>0.00</u>	<u>30,000.00</u>	<u>-30,000.00</u>
<b>Group: Equipment</b>								
5	Yazoo Commercial Mower	8/08/23	Sold	6,000.00	1,250.00	0.00	0.00	1,250.00
17	Fire Alarm Upgrade For Jail	12/31/23	Sold	22,857.00	0.00	0.00	10,719.92	-10,719.92
33	Craig Milam Elect, (for A/C) & Lig	12/31/23	Sold	28,895.00	0.00	0.00	14,592.60	-14,592.60
34	Wilcoxon Air S/M & Labor Install /	12/31/23	Sold	6,666.00	0.00	0.00	3,366.48	-3,366.48
35	Universal Time EQ Dukane Intercor	12/31/23	Sold	5,500.00	0.00	0.00	2,777.00	-2,777.00
38	Carrier A/C Units	12/31/23	Sold	27,262.00	0.00	0.00	13,766.72	-13,766.72
72	Sliding Gate w/Operation from War	10/31/23	Sold	6,550.00	0.00	0.00	655.00	-655.00
502	2005 MF 451 2wd Tractor (0144)	8/08/23	Sold	13,000.00	4,700.00	0.00	0.00	4,700.00
1013	2011 Ford F750 Dump #8691	12/31/23	Sold	58,989.00	0.00	0.00	0.00	0.00
1110	Delco Equalizer Pressure Washer (#	8/08/23	Sold	5,899.00	160.00	0.00	0.00	160.00
1212	2012 Ford F750 Dump Truck (8854	12/12/23	Sold	76,989.00	50,890.00	0.00	0.00	50,890.00
1908	2019 Ford F-750 Dump (#1081)	4/20/23	Sold	83,990.00	77,855.63	0.00	55,993.33	21,862.30
2107	New Holland C345 Track Loader w	8/17/23	Sold	78,850.85	64,821.00	0.00	61,109.41	3,711.59
7101	Generator & AT Switch for Dentent	12/31/23	Sold	16,719.00	0.00	0.00	0.00	0.00
7159	Fire Radio System	12/31/23	Sold	8,056.55	0.00	0.00	0.00	0.00
7903	928D Grasshopper Mower (#55158)	8/08/23	Sold	12,600.00	600.00	0.00	0.00	600.00
7908	Camera	12/31/23	Sold	7,500.00	0.00	0.00	0.00	0.00
7914	Credit Card System	1/01/23	Sold	5,640.00	0.00	0.00	0.00	0.00
7943	Access Control Security System	6/15/23	Sold	10,798.83	0.00	0.00	0.00	0.00
8064	Upgrade Access Control System	6/15/23	Sold	11,358.60	0.00	0.00	283.96	-283.96
8071	2012 Dodge Ram (#5218)	1/01/23	Sold	29,738.00	0.00	0.00	0.00	0.00
8081	2014 Chevrolet Tahoe (#7770)	8/08/23	Sold	35,183.00	3,400.00	0.00	0.00	3,400.00
8086	2014 Chevrolet Tahoe (#3733)	8/08/23	Sold	26,269.00	3,100.00	0.00	0.00	3,100.00
8094	Grasshopper Zero-Turn Mower	8/08/23	Sold	13,299.75	7,100.00	0.00	2,438.25	4,661.75
8098	2015 Chev Tahoe #2275	7/11/23	Sold	29,824.44	9,312.08	0.00	0.00	9,312.08
8181	2022 Ford Explorer (#4944)	5/02/23	Sold	34,375.00	31,885.83	0.00	25,781.25	6,104.58
<b>Equipment</b>				<u>662,810.02</u>	<u>255,074.54</u>	<u>0.00</u>	<u>191,483.92</u>	<u>63,590.62</u>
<b>MASS ASSET DISPOSITIONS:</b>								
<b>Mass Disposition: Trade 2016 Kubota M5-11HDC</b>								
1602	2016 Kubota M5-11HDC Cab Tra	6/14/23	Mass Trade	51,305.40			13,681.43	
2213	Repairs #1602	6/14/23	Mass Trade	7,387.44			6,464.01	
<b>Trade 2016 Kubota M5-11HDC</b>				<u>58,692.84</u>	<u>0.00</u>	<u>0.00</u>	<u>20,145.44</u>	<u>-66,477.39</u>
<b>*Less: Assets Replaced</b>				<u>58,692.84</u>	<u>0.00</u>	<u>0.00</u>	<u>20,145.44</u>	<u>-66,477.39</u>
<b>Net Trade 2016 Kubota M5-11HDC</b>				<u>0.00</u>	<u>0.00</u>	<u>0.00</u>	<u>0.00</u>	<u>0.00</u>

**Book Current Year Disposals**

FYE: 12/31/2023

<u>Asset</u>	<u>Property Description</u>	<u>Disposal Date</u>	<u>Disposal Method</u>	<u>Book Cost/Basis</u>	<u>Gross Proceeds</u>	<u>Expense of Sale</u>	<u>Unrecovered Book Cost</u>	<u>Book Gain/Loss</u>	
				<b>Grand Total</b>	1,087,555.90	255,074.54	0.00	342,536.59	-133,794.00
				<b>*Less: Assets Replaced</b>	58,692.84	0.00	0.00	20,145.44	-66,477.39
				<b>Net Grand Total</b>	<u>1,028,863.06</u>	<u>255,074.54</u>	<u>0.00</u>	<u>322,391.15</u>	<u>-67,316.61</u>

**Book Asset Detail 1/01/23 - 12/31/23**

FYE: 12/31/2023

Asset	d t	Property Description	Date In Service	Book Cost	Book Sec 179 Exp c	Book Sal Value	Book Prior Depreciation	Book Current Depreciation	Book End Depr	Book Net Book Value	Book Method	Book Period
<b>Division: 911 Rural Add</b>												
<b>Group: Computers &amp; Peripherals</b>												
7941		GPS System	3/04/07	6,672.50	0.00	0.00	6,672.50	0.00	6,672.50	0.00	S/L	5.00
7942		East TX Secure Solutions-Internet l	7/09/07	7,080.00	0.00	0.00	7,080.00	0.00	7,080.00	0.00	S/L	5.00
7997		Server	11/05/10	6,135.00	0.00	0.00	6,135.00	0.00	6,135.00	0.00	S/L	5.00
8103		HP DJ T1300OS 44 EPRINT	9/05/15	6,296.25	0.00	0.00	6,296.25	0.00	6,296.25	0.00	S/L	5.00
<b>Computers &amp; Peripherals</b>				<u>26,183.75</u>	<u>0.00c</u>	<u>0.00</u>	<u>26,183.75</u>	<u>0.00</u>	<u>26,183.75</u>	<u>0.00</u>		
<b>Group: Equipment</b>												
2125		Trimble Geo 7X Handheld TerraSyn	8/12/21	8,058.74	0.00	0.00	2,283.31	1,611.75	3,895.06	4,163.68	S/L	5.00
8007		2011 Ford F-150 (#1607)	6/20/11	24,947.25	0.00	0.00	24,947.25	0.00	24,947.25	0.00	S/L	5.00
<b>Equipment</b>				<u>33,005.99</u>	<u>0.00c</u>	<u>0.00</u>	<u>27,230.56</u>	<u>1,611.75</u>	<u>28,842.31</u>	<u>4,163.68</u>		
<b>911 Rural Add</b>				<u>59,189.74</u>	<u>0.00c</u>	<u>0.00</u>	<u>53,414.31</u>	<u>1,611.75</u>	<u>55,026.06</u>	<u>4,163.68</u>		



**Book Asset Detail 1/01/23 - 12/31/23**

FYE: 12/31/2023

Asset	d t	Property Description	Date In Service	Book Cost	Book Sec 179 Exp c	Book Sal Value	Book Prior Depreciation	Book Current Depreciation	Book End Depr	Book Net Book Value	Book Method	Book Period
<b>Division: Airport</b>												
<b>Group: Buildings</b>												
6		Hangers	6/30/98	72,500.00	0.00	7,200.00	33,048.32	1,306.00	34,354.32	38,145.68	S/L	50.00
7	d	Airport Terminal	6/30/98	40,000.00	0.00	4,050.00	18,589.68	539.25	19,128.93	20,871.07	S/L	50.00
5164		Airport Construction 1982	6/30/82	75,444.00	0.00	7,544.00	56,357.00	1,358.00	57,715.00	17,729.00	S/L	50.00
5165		Airport Construction 1983	6/30/83	99,381.00	0.00	9,938.00	72,448.78	1,788.86	74,237.64	25,143.36	S/L	50.00
5166		Airport Construction 1984	6/30/84	28,584.00	0.00	2,858.00	20,322.96	514.52	20,837.48	7,746.52	S/L	50.00
8210		12 x 32 Storage Building	9/06/23	10,094.50	0.00c	0.00	0.00	84.12	84.12	10,010.38	S/L	40.00
8235		Roof - Hanger 12	5/08/23	11,490.00	0.00c	0.00	0.00	153.20	153.20	11,336.80	S/L	50.00
<b>Buildings</b>				337,493.50	0.00c	31,590.00	200,766.74	5,743.95	206,510.69	130,982.81		
<b>*Less: Dispositions and Transfers</b>				40,000.00	0.00	4,050.00	18,589.68	0.00	19,128.93	20,871.07		
<b>Net Buildings</b>				297,493.50	0.00c	27,540.00	182,177.06	5,743.95	187,381.76	110,111.74		
<b>Group: Computers &amp; Peripherals</b>												
8000		Camera System	4/21/11	8,987.75	0.00	0.00	8,987.75	0.00	8,987.75	0.00	S/L	5.00
<b>Computers &amp; Peripherals</b>				8,987.75	0.00c	0.00	8,987.75	0.00	8,987.75	0.00		
<b>Group: Equipment</b>												
5	d	Yazoo Commercial Mower	6/30/98	6,000.00	0.00	0.00	6,000.00	0.00	6,000.00	0.00	S/L	10.00
502	d	2005 MF 451 2wd Tractor (0144)	2/04/05	13,000.00	0.00	0.00	13,000.00	0.00	13,000.00	0.00	S/L	10.00
2313		Kubota ZD1211-3-60 Zero Turn M	9/06/23	16,661.70	0.00c	0.00	0.00	555.39	555.39	16,106.31	S/L	10.00
5414		NDB for Airport	6/30/91	18,544.00	0.00	1,854.00	18,544.00	0.00	18,544.00	0.00	S/L	20.00
7903	d	928D Grasshopper Mower (#55158)	3/08/05	12,600.00	0.00	0.00	12,600.00	0.00	12,600.00	0.00	S/L	10.00
7914	d	Credit Card System	7/18/05	5,640.00	0.00	0.00	5,640.00	0.00	5,640.00	0.00	S/L	10.00
7972		Pump	3/16/09	6,233.90	0.00	0.00	6,233.90	0.00	6,233.90	0.00	S/L	10.00
8094	d	Grasshopper Zero-Turn Mower	5/26/15	13,299.75	0.00	0.00	10,085.68	775.82	10,861.50	2,438.25	S/L	10.00
8104		2015 Chev Tahoe Black #7185	1/22/15	31,777.44	0.00	0.00	31,777.44	0.00	31,777.44	0.00	S/L	5.00
8139		AWOS System	10/22/18	157,138.11	0.00	0.00	65,474.21	15,713.81	81,188.02	75,950.09	S/L	10.00
8154		M4000 Upgrade Fuel Terminal with	11/07/19	14,295.00	0.00	0.00	4,526.75	1,429.50	5,956.25	8,338.75	S/L	10.00
8236		Custom Gate - Airport	7/27/23	12,729.78	0.00c	0.00	0.00	265.20	265.20	12,464.58	S/L	20.00
8247		Avgas Reel, Hose, Stop Ball & Noz	12/13/23	12,990.51	0.00c	0.00	0.00	108.25	108.25	12,882.26	S/L	10.00
<b>Equipment</b>				320,910.19	0.00c	1,854.00	173,881.98	18,847.97	192,729.95	128,180.24		
<b>*Less: Dispositions and Transfers</b>				50,539.75	0.00	0.00	47,325.68	0.00	48,101.50	2,438.25		
<b>Net Equipment</b>				270,370.44	0.00c	1,854.00	126,556.30	18,847.97	144,628.45	125,741.99		
<b>Group: Infrastructure</b>												
8112		Runway Improvements 2015	12/31/15	5,561.00	0.00	0.00	1,668.30	278.05	1,946.35	3,614.65	S/L	20.00
8129		Runway Improvements 2017	12/31/17	449,281.66	0.00	0.00	112,320.40	22,464.08	134,784.48	314,497.18	S/L	20.00
8250		Taxiway Improvements - 2023	8/29/23	13,400.00	0.00c	0.00	0.00	223.33	223.33	13,176.67	S/L	20.00
<b>Infrastructure</b>				468,242.66	0.00c	0.00	113,988.70	22,965.46	136,954.16	331,288.50		
<b>Group: Land</b>												
5161		David Brown Survey 48.87 Acres	6/30/87	12,218.00	0.00	0.00	0.00	0.00	0.00	12,218.00	Land	0.00
5162		BR Wallace Survey 41.73 acres	6/30/87	166,922.00	0.00	0.00	0.00	0.00	0.00	166,922.00	Land	0.00
5163		D Brown Brewer Survey 21.109 acr	6/30/87	9,499.00	0.00	0.00	0.00	0.00	0.00	9,499.00	Land	0.00

**Book Asset Detail 1/01/23 - 12/31/23**

FYE: 12/31/2023

<u>Asset</u>	<u>d</u> <u>t</u>	<u>Property Description</u>	<u>Date In Service</u>	<u>Book Cost</u>	<u>Book Sec 179 Exp c</u>	<u>Book Sal Value</u>	<u>Book Prior Depreciation</u>	<u>Book Current Depreciation</u>	<u>Book End Depr</u>	<u>Book Net Book Value</u>	<u>Book Method</u>	<u>Book Period</u>
<b>Division: Airport   Group: Land (continued)</b>												
<b>Land</b>				<u>188,639.00</u>	<u>0.00c</u>	<u>0.00</u>	<u>0.00</u>	<u>0.00</u>	<u>0.00</u>	<u>188,639.00</u>		
		<b>Airport</b>		<u>1,324,273.10</u>	<u>0.00c</u>	<u>33,444.00</u>	<u>497,625.17</u>	<u>47,557.38</u>	<u>545,182.55</u>	<u>779,090.55</u>		
		<b>*Less: Dispositions and Transfers</b>		<u>90,539.75</u>	<u>0.00</u>	<u>4,050.00</u>	<u>65,915.36</u>	<u>0.00</u>	<u>67,230.43</u>	<u>23,309.32</u>		
		<b>Net Airport</b>		<u>1,233,733.35</u>	<u>0.00c</u>	<u>29,394.00</u>	<u>431,709.81</u>	<u>47,557.38</u>	<u>477,952.12</u>	<u>755,781.23</u>		

**Book Asset Detail 1/01/23 - 12/31/23**

FYE: 12/31/2023

Asset	d t	Property Description	Date In Service	Book Cost	Book Sec 179 Exp c	Book Sal Value	Book Prior Depreciation	Book Current Depreciation	Book End Depr	Book Net Book Value	Book Method	Book Period
<b>Division: Constables</b>												
<b>Group: Computers &amp; Peripherals</b>												
8105	d	COPSync Computer Equipment	12/29/15	10,499.90	0.00	0.00	10,499.90	0.00	10,499.90	0.00	S/L	5.00
8118	d	Copsync Camera System	8/17/16	5,955.80	0.00	0.00	5,955.80	0.00	5,955.80	0.00	S/L	5.00
<b>Computers &amp; Peripherals</b>				16,455.70	0.00c	0.00	16,455.70	0.00	16,455.70	0.00		
<b>*Less: Dispositions and Transfers</b>				16,455.70	0.00	0.00	16,455.70	0.00	16,455.70	0.00		
<b>Net Computers &amp; Peripherals</b>				0.00	0.00c	0.00	0.00	0.00	0.00	0.00		
<b>Group: Equipment</b>												
2126		2021 Ford F150 Responder Truck #	11/15/21	38,754.00	0.00	0.00	9,042.60	7,750.80	16,793.40	21,960.60	S/L	5.00
2127		Portable Mobile Radio	12/27/21	5,545.71	0.00	0.00	1,109.14	1,109.14	2,218.28	3,327.43	S/L	5.00
8071	d	2012 Dodge Ram (#5218)	6/13/13	29,738.00	0.00	0.00	29,738.00	0.00	29,738.00	0.00	S/L	5.00
8100		2015 Chev 1/2 T Crew Cab Tungst	11/19/15	29,230.99	0.00	0.00	29,230.99	0.00	29,230.99	0.00	S/L	5.00
8135		2018 Dodge Ram 1500 PU #4591	6/14/18	30,325.19	0.00	0.00	27,798.10	2,527.09	30,325.19	0.00	S/L	5.00
8171		2020 Ford F-150 (#1103)	6/08/20	35,776.00	0.00	0.00	18,484.27	7,155.20	25,639.47	10,136.53	S/L	5.00
8175		2020 Ford Responder Truck (#9866	11/10/20	33,246.00	0.00	0.00	14,406.60	6,649.20	21,055.80	12,190.20	S/L	5.00
8248		2024 Chevrolet 1500 Silverado (#54	12/13/23	58,573.60	0.00c	0.00	0.00	976.23	976.23	57,597.37	S/L	5.00
<b>Equipment</b>				261,189.49	0.00c	0.00	129,809.70	26,167.66	155,977.36	105,212.13		
<b>*Less: Dispositions and Transfers</b>				29,738.00	0.00	0.00	29,738.00	0.00	29,738.00	0.00		
<b>Net Equipment</b>				231,451.49	0.00c	0.00	100,071.70	26,167.66	126,239.36	105,212.13		
<b>Constables</b>				277,645.19	0.00c	0.00	146,265.40	26,167.66	172,433.06	105,212.13		
<b>*Less: Dispositions and Transfers</b>				46,193.70	0.00	0.00	46,193.70	0.00	46,193.70	0.00		
<b>Net Constables</b>				231,451.49	0.00c	0.00	100,071.70	26,167.66	126,239.36	105,212.13		

**Book Asset Detail 1/01/23 - 12/31/23**

FYE: 12/31/2023

Asset	d t	Property Description	Date In Service	Book Cost	Book Sec 179 Exp c	Book Sal Value	Book Prior Depreciation	Book Current Depreciation	Book End Depr	Book Net Book Value	Book Method	Book Period
<b>Division: Corrections</b>												
<b>Group: Equipment</b>												
17	d	Fire Alarm Upgrade For Jail	6/30/95	22,857.00	0.00	2,286.00	11,725.66	411.42	12,137.08	10,719.92	S/L	50.00
7908	d	Camera	9/12/05	7,500.00	0.00	0.00	7,500.00	0.00	7,500.00	0.00	S/L	10.00
<b>Equipment</b>				30,357.00	0.00c	2,286.00	19,225.66	411.42	19,637.08	10,719.92		
<b>*Less: Dispositions and Transfers</b>				30,357.00	0.00	2,286.00	19,225.66	0.00	19,637.08	10,719.92		
<b>Net Equipment</b>				0.00	0.00c	0.00	0.00	411.42	0.00	0.00		
<b>Corrections</b>				30,357.00	0.00c	2,286.00	19,225.66	411.42	19,637.08	10,719.92		
<b>*Less: Dispositions and Transfers</b>				30,357.00	0.00	2,286.00	19,225.66	0.00	19,637.08	10,719.92		
<b>Net Corrections</b>				0.00	0.00c	0.00	0.00	411.42	0.00	0.00		

**Book Asset Detail 1/01/23 - 12/31/23**

FYE: 12/31/2023

Asset	d t	Property Description	Date In Service	Book Cost	Book Sec 179 Exp c	Book Sal Value	Book Prior Depreciation	Book Current Depreciation	Book End Depr	Book Net Book Value	Book Method	Book Period
<b>Division: County Clerk</b>												
<b>Group: Computers &amp; Peripherals</b>												
7884	d	Computer w/ Scanner	12/14/04	6,628.00	0.00	0.00	6,628.00	0.00	6,628.00	0.00	S/L	5.00
<b>Computers &amp; Peripherals</b>				6,628.00	0.00c	0.00	6,628.00	0.00	6,628.00	0.00		
<b>*Less: Dispositions and Transfers</b>				6,628.00	0.00	0.00	6,628.00	0.00	6,628.00	0.00		
<b>Net Computers &amp; Peripherals</b>				0.00	0.00c	0.00	0.00	0.00	0.00	0.00		
<b>Group: Equipment</b>												
8205		HVAC-10 Ton - County Clerk Land	5/23/22	11,325.00	0.00	0.00	660.63	1,132.50	1,793.13	9,531.87	S/L	10.00
<b>Equipment</b>				11,325.00	0.00c	0.00	660.63	1,132.50	1,793.13	9,531.87		
<b>Group: Furniture</b>												
203		Mobile Filing System For Bottom F	6/30/98	8,541.00	0.00	0.00	8,541.00	0.00	8,541.00	0.00	S/L	10.00
8016		Roller Shelving	4/23/12	5,475.50	0.00	0.00	5,475.50	0.00	5,475.50	0.00	S/L	10.00
8079		2 Plat Cabinets	4/04/14	10,726.00	0.00	0.00	9,385.25	1,072.60	10,457.85	268.15	S/L	10.00
8186		Steel Roller Shelving-County Clerk	5/23/22	13,501.00	0.00	0.00	787.56	1,350.10	2,137.66	11,363.34	S/L	10.00
<b>Furniture</b>				38,243.50	0.00c	0.00	24,189.31	2,422.70	26,612.01	11,631.49		
<b>County Clerk</b>				56,196.50	0.00c	0.00	31,477.94	3,555.20	35,033.14	21,163.36		
<b>*Less: Dispositions and Transfers</b>				6,628.00	0.00	0.00	6,628.00	0.00	6,628.00	0.00		
<b>Net County Clerk</b>				49,568.50	0.00c	0.00	24,849.94	3,555.20	28,405.14	21,163.36		

**Book Asset Detail 1/01/23 - 12/31/23**

FYE: 12/31/2023

Asset	d t	Property Description	Date In Service	Book Cost	Book Sec 179 Exp c	Book Sal Value	Book Prior Depreciation	Book Current Depreciation	Book End Depr	Book Net Book Value	Book Method	Book Period
<b>Division: Courthouse</b>												
<b>Group: Buildings</b>												
20	d	Purchase of Medical Building on W	6/30/95	85,702.00	0.00	8,570.00	43,964.72	514.21	44,478.93	41,223.07	S/L	50.00
7123		National Guard Armory & Land	12/05/01	38,500.00	0.00	0.00	16,234.17	770.00	17,004.17	21,495.83	S/L	50.00
7893		2004 - Courthouse Renovations	11/22/04	230,211.68	0.00	0.00	104,074.83	5,755.29	109,830.12	120,381.56	S/L	40.00
7936		2007-Armory Roof & Renovations	4/24/07	268,700.00	0.00	0.00	105,240.83	6,717.50	111,958.33	156,741.67	S/L	40.00
8157	d	Roof Replacement Asset #20	9/09/19	42,730.00	0.00	0.00	3,560.83	356.08	3,916.91	38,813.09	S/L	40.00
8158		AG Secretary Office	11/05/19	5,685.00	0.00	0.00	450.08	142.13	592.21	5,092.79	S/L	40.00
8215		316 W Sabine Annex	5/19/23	353,334.00	0.00c	0.00	0.00	4,122.23	4,122.23	349,211.77	S/L	50.00
8217		316 W Sabine Annex Renovations	12/01/23	63,802.96	0.00c	0.00	0.00	106.34	106.34	63,696.62	S/L	50.00
8220		Courthouse Renovations	11/03/23	44,754.36	0.00c	0.00	0.00	149.18	149.18	44,605.18	S/L	50.00
8242		Standing Seam Roof - Courthouse	12/31/23	598,455.00	0.00c	0.00	0.00	0.00	0.00	598,455.00	S/L	50.00
<b>Buildings</b>				1,731,875.00	0.00c	8,570.00	273,525.46	18,632.96	292,158.42	1,439,716.58		
<b>*Less: Dispositions and Transfers</b>				128,432.00	0.00	8,570.00	47,525.55	0.00	48,395.84	80,036.16		
<b>Net Buildings</b>				1,603,443.00	0.00c	0.00	225,999.91	18,632.96	243,762.58	1,359,680.42		
<b>Group: Computers &amp; Peripherals</b>												
7959		Telephone System	4/17/08	7,060.00	0.00	0.00	7,060.00	0.00	7,060.00	0.00	S/L	5.00
8002		Fiber Network Upgrade	3/31/11	45,447.00	0.00	0.00	45,447.00	0.00	45,447.00	0.00	S/L	5.00
8024		Camera System	7/19/12	35,344.00	0.00	0.00	35,344.00	0.00	35,344.00	0.00	S/L	5.00
8193		Video Surveillance Additions (CH)	4/07/22	24,995.00	0.00	0.00	3,749.25	4,999.00	8,748.25	16,246.75	S/L	5.00
8218		Video Surv Camera Sys-316 W Sab	8/25/23	16,161.00	0.00c	0.00	0.00	1,077.40	1,077.40	15,083.60	S/L	5.00
8239		Video Surveillance Additions (CH)	9/08/23	17,230.00	0.00c	0.00	0.00	1,148.67	1,148.67	16,081.33	S/L	5.00
<b>Computers &amp; Peripherals</b>				146,237.00	0.00c	0.00	91,600.25	7,225.07	98,825.32	47,411.68		
<b>Group: Construction in Progress</b>												
8249		CIP - Courthouse Renovation	12/31/23	21,274.00	0.00c	0.00	0.00	0.00	0.00	21,274.00	Memo	0.00
<b>Construction in Progress</b>				21,274.00	0.00c	0.00	0.00	0.00	0.00	21,274.00		
<b>Group: Equipment</b>												
7943	d	Access Control Security System	8/27/07	10,798.83	0.00	0.00	10,798.83	0.00	10,798.83	0.00	S/L	10.00
8017		Fire Detection System	10/31/12	79,887.00	0.00	0.00	79,887.00	0.00	79,887.00	0.00	S/L	10.00
8064	d	Upgrade Access Control System	9/12/13	11,358.60	0.00	0.00	10,601.36	473.28	11,074.64	283.96	S/L	10.00
8165		Energy Management System	3/12/20	49,878.00	0.00	0.00	14,132.10	4,987.80	19,119.90	30,758.10	S/L	10.00
8192		HVAC Add-On-3rd Floor	12/30/22	12,487.00	0.00	0.00	0.00	1,248.70	1,248.70	11,238.30	S/L	10.00
8206		HVAC-10 Ton-Highway Patrol Offi	8/01/22	12,025.00	0.00	0.00	501.04	1,202.50	1,703.54	10,321.46	S/L	10.00
8213		HVAC - DL Office	3/21/23	8,655.00	0.00c	0.00	0.00	649.13	649.13	8,005.87	S/L	10.00
8214		21-Doorway access Control System	6/15/23	75,640.35	0.00c	0.00	0.00	4,412.35	4,412.35	71,228.00	S/L	10.00
8216		HVAC Unit - 316 W Sabine Annex	7/26/23	8,642.00	0.00c	0.00	0.00	360.08	360.08	8,281.92	S/L	10.00
8221		HVAC Unit - District Clerk Record	12/14/23	20,873.00	0.00c	0.00	0.00	173.94	173.94	20,699.06	S/L	10.00
8238		10 Ton HVAC Unit - District Clerk	1/13/23	19,831.00	0.00c	0.00	0.00	1,983.10	1,983.10	17,847.90	S/L	10.00
<b>Equipment</b>				310,075.78	0.00c	0.00	115,920.33	15,490.88	131,411.21	178,664.57		
<b>*Less: Dispositions and Transfers</b>				22,157.43	0.00	0.00	21,400.19	0.00	21,873.47	283.96		
<b>Net Equipment</b>				287,918.35	0.00c	0.00	94,520.14	15,490.88	109,537.74	178,380.61		



**Book Asset Detail 1/01/23 - 12/31/23**

FYE: 12/31/2023

Asset	d t	Property Description	Date In Service	Book Cost	Book Sec 179 Exp c	Book Sal Value	Book Prior Depreciation	Book Current Depreciation	Book End Depr	Book Net Book Value	Book Method	Book Period
<b>Division: Courthouse (continued)</b>												
<b>Group: Facilities &amp; Improvements</b>												
2123		Courthouse Parking Asphalt Paving	10/21/21	43,400.00	0.00	0.00	1,265.83	1,085.00	2,350.83	41,049.17	S/L	40.00
8120		Concrete Sidewalks - Courthouse	2/02/16	16,300.00	0.00	0.00	2,818.54	407.50	3,226.04	13,073.96	S/L	40.00
8166		Wheelchair Ramp South Entrance	12/22/20	9,500.00	0.00	0.00	475.00	237.50	712.50	8,787.50	S/L	40.00
<b>Facilities &amp; Improvements</b>				<u>69,200.00</u>	<u>0.00c</u>	<u>0.00</u>	<u>4,559.37</u>	<u>1,730.00</u>	<u>6,289.37</u>	<u>62,910.63</u>		
<b>Group: Land</b>												
22		Property on W Wellington Park Lot	6/30/96	48,299.00	0.00	0.00	0.00	0.00	0.00	48,299.00	Land	0.00
23		Purchase of West Lot +3 East Lots	6/30/95	81,419.00	0.00	0.00	0.00	0.00	0.00	81,419.00	Land	0.00
5167		Courthouse	6/30/87	651,984.00	0.00	0.00	0.00	0.00	0.00	651,984.00	Land	0.00
5168		Whse. Tract Purchased from PanCo	6/30/87	1,250.00	0.00	0.00	0.00	0.00	0.00	1,250.00	Land	0.00
5169		Whse. Tract Purchased from PanCo	6/30/87	2,500.00	0.00	0.00	0.00	0.00	0.00	2,500.00	Land	0.00
5170		Hosp Tract Purchased F/Lula Wood	6/30/87	10,500.00	0.00	0.00	0.00	0.00	0.00	10,500.00	Land	0.00
5171		Hosp Tract Purchased F/James Wall	6/30/87	7,500.00	0.00	0.00	0.00	0.00	0.00	7,500.00	Land	0.00
5176		Park West Loop 60 Acres	6/30/87	12,000.00	0.00	0.00	0.00	0.00	0.00	12,000.00	Land	0.00
8253		Land - 316 W Sabine Annex	5/19/23	72,000.00	0.00c	0.00	0.00	0.00	0.00	72,000.00	Land	0.00
<b>Land</b>				<u>887,452.00</u>	<u>0.00c</u>	<u>0.00</u>	<u>0.00</u>	<u>0.00</u>	<u>0.00</u>	<u>887,452.00</u>		
<b>Courthouse</b>				<u>3,166,113.78</u>	<u>0.00c</u>	<u>8,570.00</u>	<u>485,605.41</u>	<u>43,078.91</u>	<u>528,684.32</u>	<u>2,637,429.46</u>		
<b>*Less: Dispositions and Transfers</b>				<u>150,589.43</u>	<u>0.00</u>	<u>8,570.00</u>	<u>68,925.74</u>	<u>0.00</u>	<u>70,269.31</u>	<u>80,320.12</u>		
<b>Net Courthouse</b>				<u>3,015,524.35</u>	<u>0.00c</u>	<u>0.00</u>	<u>416,679.67</u>	<u>43,078.91</u>	<u>458,415.01</u>	<u>2,557,109.34</u>		

**Book Asset Detail 1/01/23 - 12/31/23**

FYE: 12/31/2023

Asset	d t	Property Description	Date In Service	Book Cost	Book Sec 179 Exp c	Book Sal Value	Book Prior Depreciation	Book Current Depreciation	Book End Depr	Book Net Book Value	Book Method	Book Period
<b>Division: Detention Center</b>												
<b>Group: Buildings</b>												
7980		Detention Center	7/15/09	8,988,993.81	0.00	0.00	2,427,028.38	179,779.88	2,606,808.26	6,382,185.55	S/L	50.00
		<b>Buildings</b>		<u>8,988,993.81</u>	<u>0.00c</u>	<u>0.00</u>	<u>2,427,028.38</u>	<u>179,779.88</u>	<u>2,606,808.26</u>	<u>6,382,185.55</u>		
<b>Group: Computers &amp; Peripherals</b>												
7982		Telephone System	5/26/09	8,969.81	0.00	0.00	8,969.81	0.00	8,969.81	0.00	S/L	5.00
		<b>Computers &amp; Peripherals</b>		<u>8,969.81</u>	<u>0.00c</u>	<u>0.00</u>	<u>8,969.81</u>	<u>0.00</u>	<u>8,969.81</u>	<u>0.00</u>		
<b>Group: Equipment</b>												
2124		T-1200 80LB Washer	4/19/21	16,486.00	0.00	0.00	5,495.33	3,297.20	8,792.53	7,693.47	S/L	5.00
7981		2-Airmasks	5/05/09	11,206.00	0.00	0.00	11,206.00	0.00	11,206.00	0.00	S/L	5.00
8014		Grinder System	2/28/11	51,990.00	0.00	0.00	51,990.00	0.00	51,990.00	0.00	S/L	10.00
8127		Huebsch Washer	4/03/17	12,006.00	0.00	0.00	12,006.00	0.00	12,006.00	0.00	S/L	5.00
8128		CCTV/Camera System	7/11/17	7,557.00	0.00	0.00	7,557.00	0.00	7,557.00	0.00	S/L	5.00
8155		Control System	9/20/19	223,274.63	0.00	0.00	72,564.25	22,327.46	94,891.71	128,382.92	S/L	10.00
8173		Ice Machine	4/14/20	5,692.83	0.00	0.00	1,565.52	569.28	2,134.80	3,558.03	S/L	10.00
8227		7.5 Ton HVAC Unit - Detention Ce	2/24/23	16,083.00	0.00c	0.00	0.00	1,340.25	1,340.25	14,742.75	S/L	10.00
8228		2 Ton HVAC Unit - Detention Cent	2/24/23	10,413.00	0.00c	0.00	0.00	867.75	867.75	9,545.25	S/L	10.00
8229		Custom Gate - Detention Center	7/27/23	22,784.40	0.00c	0.00	0.00	474.68	474.68	22,309.72	S/L	20.00
8230		Disposer	8/08/23	5,779.84	0.00c	0.00	0.00	481.65	481.65	5,298.19	S/L	5.00
		<b>Equipment</b>		<u>383,272.70</u>	<u>0.00c</u>	<u>0.00</u>	<u>162,384.10</u>	<u>29,358.27</u>	<u>191,742.37</u>	<u>191,530.33</u>		
<b>Group: Furniture</b>												
7983		Mobile Storage System	7/01/09	21,973.00	0.00	0.00	21,973.00	0.00	21,973.00	0.00	S/L	10.00
		<b>Furniture</b>		<u>21,973.00</u>	<u>0.00c</u>	<u>0.00</u>	<u>21,973.00</u>	<u>0.00</u>	<u>21,973.00</u>	<u>0.00</u>		
<b>Group: Land</b>												
7935		Land - Detention Center	9/04/07	60,754.27	0.00	0.00	0.00	0.00	0.00	60,754.27	Land	0.00
		<b>Land</b>		<u>60,754.27</u>	<u>0.00c</u>	<u>0.00</u>	<u>0.00</u>	<u>0.00</u>	<u>0.00</u>	<u>60,754.27</u>		
		<b>Detention Center</b>		<u>9,463,963.59</u>	<u>0.00c</u>	<u>0.00</u>	<u>2,620,355.29</u>	<u>209,138.15</u>	<u>2,829,493.44</u>	<u>6,634,470.15</u>		

**Book Asset Detail 1/01/23 - 12/31/23**

FYE: 12/31/2023

Asset	d t	Property Description	Date In Service	Book Cost	Book Sec 179 Exp c	Book Sal Value	Book Prior Depreciation	Book Current Depreciation	Book End Depr	Book Net Book Value	Book Method	Book Period
<b>Division: District Clerk</b>												
<b>Group: Computers &amp; Peripherals</b>												
7885	d	Computer w/ Scanner	12/14/04	6,628.00	0.00	0.00	6,628.00	0.00	6,628.00	0.00	S/L	5.00
8143		Fujitsu FI-7700 100 PPM Scanner	11/07/19	5,597.71	0.00	0.00	3,545.21	1,119.54	4,664.75	932.96	S/L	5.00
<b>Computers &amp; Peripherals</b>				12,225.71	0.00c	0.00	10,173.21	1,119.54	11,292.75	932.96		
<b>*Less: Dispositions and Transfers</b>				6,628.00	0.00	0.00	6,628.00	0.00	6,628.00	0.00		
<b>Net Computers &amp; Peripherals</b>				5,597.71	0.00c	0.00	3,545.21	1,119.54	4,664.75	932.96		
<b>Group: Equipment</b>												
8106		Filing System	6/30/90	9,995.00	0.00	0.00	9,995.00	0.00	9,995.00	0.00	S/L	10.00
<b>Equipment</b>				9,995.00	0.00c	0.00	9,995.00	0.00	9,995.00	0.00		
<b>Group: Furniture</b>												
8161		Desk	9/29/20	7,200.00	0.00	0.00	1,620.00	720.00	2,340.00	4,860.00	S/L	10.00
8237		Roller Shelving - District Clerk	6/27/23	6,067.00	0.00c	0.00	0.00	303.35	303.35	5,763.65	S/L	10.00
<b>Furniture</b>				13,267.00	0.00c	0.00	1,620.00	1,023.35	2,643.35	10,623.65		
<b>District Clerk</b>				35,487.71	0.00c	0.00	21,788.21	2,142.89	23,931.10	11,556.61		
<b>*Less: Dispositions and Transfers</b>				6,628.00	0.00	0.00	6,628.00	0.00	6,628.00	0.00		
<b>Net District Clerk</b>				28,859.71	0.00c	0.00	15,160.21	2,142.89	17,303.10	11,556.61		

**Book Asset Detail 1/01/23 - 12/31/23**

FYE: 12/31/2023

Asset	d t	Property Description	Date In Service	Book Cost	Book Sec 179 Exp c	Book Sal Value	Book Prior Depreciation	Book Current Depreciation	Book End Depr	Book Net Book Value	Book Method	Book Period
<b>Division: Emer Mgt / Fire Marshall</b>												
<b>Group: Equipment</b>												
8199		Defibtech Lucas Device	11/17/22	14,964.00	0.00	0.00	124.70	1,496.40	1,621.10	13,342.90	S/L	10.00
8200		Defibtech Lucas Device	11/17/22	14,964.00	0.00	0.00	124.70	1,496.40	1,621.10	13,342.90	S/L	10.00
8201		Defibtech Lucas Device	11/17/22	14,964.00	0.00	0.00	124.70	1,496.40	1,621.10	13,342.90	S/L	10.00
8246		2024 Chevrolet 2500 HD Silverado	9/08/23	65,218.60	0.00c	0.00	0.00	4,347.91	4,347.91	60,870.69	S/L	5.00
<b>Equipment</b>				<u>110,110.60</u>	<u>0.00c</u>	<u>0.00</u>	<u>374.10</u>	<u>8,837.11</u>	<u>9,211.21</u>	<u>100,899.39</u>		
<b>Emer Mgt / Fire Marshall</b>				<u>110,110.60</u>	<u>0.00c</u>	<u>0.00</u>	<u>374.10</u>	<u>8,837.11</u>	<u>9,211.21</u>	<u>100,899.39</u>		

**Book Asset Detail 1/01/23 - 12/31/23**

FYE: 12/31/2023

Asset	d t	Property Description	Date In Service	Book Cost	Book Sec 179 Exp c	Book Sal Value	Book Prior Depreciation	Book Current Depreciation	Book End Depr	Book Net Book Value	Book Method	Book Period
<b>Division: Environmental Protection</b>												
<b>Group: Equipment</b>												
8141		Night Vision Scope	6/21/19	5,998.00	0.00	0.00	4,198.60	1,199.60	5,398.20	599.80	S/L	5.00
8209		Rifle Scope 50 MM 3.5-14X	12/05/22	8,495.00	0.00	0.00	70.79	849.50	920.29	7,574.71	S/L	10.00
<b>Equipment</b>				<u>14,493.00</u>	<u>0.00c</u>	<u>0.00</u>	<u>4,269.39</u>	<u>2,049.10</u>	<u>6,318.49</u>	<u>8,174.51</u>		
<b>Environmental Protection</b>				<u>14,493.00</u>	<u>0.00c</u>	<u>0.00</u>	<u>4,269.39</u>	<u>2,049.10</u>	<u>6,318.49</u>	<u>8,174.51</u>		

**Book Asset Detail 1/01/23 - 12/31/23**

FYE: 12/31/2023

Asset	d t	Property Description	Date In Service	Book Cost	Book Sec 179 Exp c	Book Sal Value	Book Prior Depreciation	Book Current Depreciation	Book End Depr	Book Net Book Value	Book Method	Book Period
<b>Division: Exposition Center</b>												
<b>Group: Buildings</b>												
5196		Agricultural Exposition Bldg 1982	6/30/82	115,025.00	0.00	11,503.00	85,923.12	2,070.44	87,993.56	27,031.44	S/L	50.00
8163		Exposition Building Renovations	2/28/20	88,071.76	0.00	0.00	4,990.74	1,761.44	6,752.18	81,319.58	S/L	50.00
8241		Expo Barn Roof	2/27/23	68,408.55	0.00c	0.00	0.00	1,140.14	1,140.14	67,268.41	S/L	50.00
<b>Buildings</b>				<u>271,505.31</u>	<u>0.00c</u>	<u>11,503.00</u>	<u>90,913.86</u>	<u>4,972.02</u>	<u>95,885.88</u>	<u>175,619.43</u>		
<b>Group: Construction in Progress</b>												
8202	d	CIP-Expo Roof	12/15/22	30,000.00	0.00	0.00	0.00	0.00	0.00	30,000.00	Memo	0.00
<b>Construction in Progress</b>				30,000.00	0.00c	0.00	0.00	0.00	0.00	30,000.00		
<b>*Less: Dispositions and Transfers</b>				30,000.00	0.00	0.00	0.00	0.00	0.00	30,000.00		
<b>Net Construction in Progress</b>				<u>0.00</u>	<u>0.00c</u>	<u>0.00</u>	<u>0.00</u>	<u>0.00</u>	<u>0.00</u>	<u>0.00</u>		
<b>Group: Equipment</b>												
8191		4-HVAC Units-Expo	11/07/22	34,688.00	0.00	0.00	578.13	3,468.80	4,046.93	30,641.07	S/L	10.00
<b>Equipment</b>				<u>34,688.00</u>	<u>0.00c</u>	<u>0.00</u>	<u>578.13</u>	<u>3,468.80</u>	<u>4,046.93</u>	<u>30,641.07</u>		
<b>Exposition Center</b>				336,193.31	0.00c	11,503.00	91,491.99	8,440.82	99,932.81	236,260.50		
<b>*Less: Dispositions and Transfers</b>				30,000.00	0.00	0.00	0.00	0.00	0.00	30,000.00		
<b>Net Exposition Center</b>				<u>306,193.31</u>	<u>0.00c</u>	<u>11,503.00</u>	<u>91,491.99</u>	<u>8,440.82</u>	<u>99,932.81</u>	<u>206,260.50</u>		



**Book Asset Detail 1/01/23 - 12/31/23**

FYE: 12/31/2023

Asset	d t	Property Description	Date In Service	Book Cost	Book Sec 179 Exp c	Book Sal Value	Book Prior Depreciation	Book Current Depreciation	Book End Depr	Book Net Book Value	Book Method	Book Period
<b>Division: Homeland Security</b>												
<b>Group: Computers &amp; Peripherals</b>												
7994		Thermal Imaging Camera	8/19/10	5,000.00	0.00	0.00	5,000.00	0.00	5,000.00	0.00	S/L	5.00
8001		Camera (EV5600)	3/23/11	7,000.00	0.00	0.00	7,000.00	0.00	7,000.00	0.00	S/L	5.00
8004		Quantar Repeater	5/26/11	13,868.00	0.00	0.00	13,868.00	0.00	13,868.00	0.00	S/L	5.00
<b>Computers &amp; Peripherals</b>				<u>25,868.00</u>	<u>0.00c</u>	<u>0.00</u>	<u>25,868.00</u>	<u>0.00</u>	<u>25,868.00</u>	<u>0.00</u>		
<b>Group: Equipment</b>												
7894		Single Non-Ambulatory Decon Sho	6/15/04	11,101.53	0.00	0.00	11,101.53	0.00	11,101.53	0.00	S/L	10.00
7895		Plyheat 300 Water Heater	6/15/04	6,509.24	0.00	0.00	6,509.24	0.00	6,509.24	0.00	S/L	10.00
7896		4 - Thermal Image Cameras E-5000	1/13/04	37,966.28	0.00	0.00	37,966.28	0.00	37,966.28	0.00	S/L	10.00
7897		Trailer - EW1624W	3/12/04	19,360.00	0.00	0.00	19,360.00	0.00	19,360.00	0.00	S/L	10.00
7898		2-Line Decontamination System	3/12/04	27,329.56	0.00	0.00	27,329.56	0.00	27,329.56	0.00	S/L	10.00
7975		Ingersoll Rand Light Source	7/31/09	8,075.50	0.00	0.00	8,075.50	0.00	8,075.50	0.00	S/L	10.00
7976		Ingersoll Rand Light Source	7/13/09	8,075.50	0.00	0.00	8,075.50	0.00	8,075.50	0.00	S/L	10.00
<b>Equipment</b>				<u>118,417.61</u>	<u>0.00c</u>	<u>0.00</u>	<u>118,417.61</u>	<u>0.00</u>	<u>118,417.61</u>	<u>0.00</u>		
<b>Homeland Security</b>				<u>144,285.61</u>	<u>0.00c</u>	<u>0.00</u>	<u>144,285.61</u>	<u>0.00</u>	<u>144,285.61</u>	<u>0.00</u>		

**Book Asset Detail 1/01/23 - 12/31/23**

FYE: 12/31/2023

Asset	d t	Property Description	Date In Service	Book Cost	Book Sec 179 Exp c	Book Sal Value	Book Prior Depreciation	Book Current Depreciation	Book End Depr	Book Net Book Value	Book Method	Book Period
<b>Division: Hospital</b>												
<b>Group: Buildings</b>												
108		Hospital	6/30/87	<u>3,757,535.00</u>	<u>0.00</u>	<u>375,754.00</u>	<u>2,468,700.26</u>	<u>67,635.62</u>	<u>2,536,335.88</u>	<u>1,221,199.12</u>	S/L	50.00
		<b>Buildings</b>		<u>3,757,535.00</u>	<u>0.00c</u>	<u>375,754.00</u>	<u>2,468,700.26</u>	<u>67,635.62</u>	<u>2,536,335.88</u>	<u>1,221,199.12</u>		
<b>Group: Facilities &amp; Improvements</b>												
110		Hospital	6/30/87	<u>90,033.00</u>	<u>0.00</u>	<u>0.00</u>	<u>0.00</u>	<u>0.00</u>	<u>0.00</u>	<u>90,033.00</u>	Memo	0.00
		<b>Facilities &amp; Improvements</b>		<u>90,033.00</u>	<u>0.00c</u>	<u>0.00</u>	<u>0.00</u>	<u>0.00</u>	<u>0.00</u>	<u>90,033.00</u>		
<b>Group: Land</b>												
109		Hospital	6/30/87	<u>32,138.00</u>	<u>0.00</u>	<u>0.00</u>	<u>0.00</u>	<u>0.00</u>	<u>0.00</u>	<u>32,138.00</u>	Land	0.00
		<b>Land</b>		<u>32,138.00</u>	<u>0.00c</u>	<u>0.00</u>	<u>0.00</u>	<u>0.00</u>	<u>0.00</u>	<u>32,138.00</u>		
		<b>Hospital</b>		<u>3,879,706.00</u>	<u>0.00c</u>	<u>375,754.00</u>	<u>2,468,700.26</u>	<u>67,635.62</u>	<u>2,536,335.88</u>	<u>1,343,370.12</u>		

**Book Asset Detail 1/01/23 - 12/31/23**

FYE: 12/31/2023

Asset	d t	Property Description	Date In Service	Book Cost	Book Sec 179 Exp c	Book Sal Value	Book Prior Depreciation	Book Current Depreciation	Book End Depr	Book Net Book Value	Book Method	Book Period
<b>Division: Incinerator</b>												
<b>Group: Buildings</b>												
5015		Transfer Station	6/30/84	266,667.00	0.00	26,667.00	189,600.00	4,800.00	194,400.00	72,267.00	S/L	50.00
5257		PMT to City Transfer Station	6/30/89	81,865.00	0.00	8,187.00	50,837.88	1,473.56	52,311.44	29,553.56	S/L	50.00
<b>Buildings</b>				<u>348,532.00</u>	<u>0.00c</u>	<u>34,854.00</u>	<u>240,437.88</u>	<u>6,273.56</u>	<u>246,711.44</u>	<u>101,820.56</u>		
<b>Group: Land</b>												
5174		Landfill Site 42.06 Acres	6/30/87	50,000.00	0.00	0.00	0.00	0.00	0.00	50,000.00	Land	0.00
<b>Land</b>				<u>50,000.00</u>	<u>0.00c</u>	<u>0.00</u>	<u>0.00</u>	<u>0.00</u>	<u>0.00</u>	<u>50,000.00</u>		
<b>Incinerator</b>				<u>398,532.00</u>	<u>0.00c</u>	<u>34,854.00</u>	<u>240,437.88</u>	<u>6,273.56</u>	<u>246,711.44</u>	<u>151,820.56</u>		

Book Asset Detail 1/01/23 - 12/31/23

FYE: 12/31/2023

Asset	d t	Property Description	Date In Service	Book Cost	Book Sec 179 Exp c	Book Sal Value	Book Prior Depreciation	Book Current Depreciation	Book End Depr	Book Net Book Value	Book Method	Book Period
<b>Division: Infrastructure</b>												
<b>Group: Infrastructure - Bridges</b>												
3000		Brushy Creek-CR 127-Steel Girder	7/01/70	35,340.36	0.00	0.00	35,340.36	0.00	35,340.36	0.00	S/L	25.00
3001		Brushy Creek-CR 129-Steel Girder	7/01/93	77,513.63	0.00	0.00	77,513.63	0.00	77,513.63	0.00	S/L	25.00
3002		Brushy Creek-CR 125-Steel Girder	7/01/70	15,907.76	0.00	0.00	15,907.76	0.00	15,907.76	0.00	S/L	25.00
3003		Caney Creek-CR 176-Concrete Girder	7/01/90	210,638.94	0.00	0.00	195,593.45	6,018.26	201,611.71	9,027.23	S/L	35.00
3004		Cooper Creek-CR 164-Steel Girder	7/01/92	64,323.75	0.00	0.00	64,323.75	0.00	64,323.75	0.00	S/L	25.00
3005		Dixie Lake Spillway-CR 332-Concrete	7/01/90	327,135.28	0.00	0.00	303,768.40	9,346.72	313,115.12	14,020.16	S/L	35.00
3006		Hoggs Bayou-CR 201-Steel Girder	7/01/95	65,145.60	0.00	0.00	65,145.60	0.00	65,145.60	0.00	S/L	25.00
3008		MdFadden Creek-CR 430-Steel Girder	7/01/93	38,463.98	0.00	0.00	38,463.98	0.00	38,463.98	0.00	S/L	25.00
3009		MdFadden Creek-CR 4354-Steel Girder	7/01/95	56,070.14	0.00	0.00	56,070.14	0.00	56,070.14	0.00	S/L	25.00
3010		CR 155 Draw - Steel Girder Bridge	7/01/60	10,580.54	0.00	0.00	10,580.54	0.00	10,580.54	0.00	S/L	25.00
3011		Tugo Railroad-CR 257-Concrete Girder	7/01/75	224,792.81	0.00	0.00	224,792.81	0.00	224,792.81	0.00	S/L	35.00
3012		Irons Bayou-CR 224-Bridge	12/31/22	483,891.98	0.00	0.00	0.00	13,825.49	13,825.49	470,066.49	S/L	35.00
8153		CR 178 Steel Frame Bridge	9/24/19	48,500.00	0.00	0.00	6,305.00	1,940.00	8,245.00	40,255.00	S/L	25.00
<b>Infrastructure - Bridges</b>				<b>1,658,304.77</b>	<b>0.00c</b>	<b>0.00</b>	<b>1,093,805.42</b>	<b>31,130.47</b>	<b>1,124,935.89</b>	<b>533,368.88</b>		
<b>Group: Infrastructure - Roads</b>												
3500		1991 Asphalt Roads	7/01/91	51,120.67	0.00	0.00	51,120.67	0.00	51,120.67	0.00	S/L	20.00
3501		1992 Asphalt Roads	7/01/92	52,673.88	0.00	0.00	52,673.88	0.00	52,673.88	0.00	S/L	20.00
3502		1993 Asphalt Roads	7/01/93	54,227.08	0.00	0.00	54,227.08	0.00	54,227.08	0.00	S/L	20.00
3503		1994 Asphalt Roads	7/01/94	55,645.22	0.00	0.00	55,645.22	0.00	55,645.22	0.00	S/L	20.00
3504		1995 Asphalt Roads	7/01/95	57,198.43	0.00	0.00	57,198.43	0.00	57,198.43	0.00	S/L	20.00
3505		1996 Asphalt Roads	7/01/96	58,886.69	0.00	0.00	58,886.69	0.00	58,886.69	0.00	S/L	20.00
3506		1997 Asphalt Roads	7/01/97	60,237.30	0.00	0.00	60,237.30	0.00	60,237.30	0.00	S/L	20.00
3507		1998 Asphalt Roads	7/01/98	61,182.73	0.00	0.00	61,182.73	0.00	61,182.73	0.00	S/L	20.00
3508		1999 Asphalt Roads	7/01/99	62,533.35	0.00	0.00	62,533.35	0.00	62,533.35	0.00	S/L	20.00
3509		2000 Asphalt Roads	7/01/00	64,626.79	0.00	0.00	64,626.79	0.00	64,626.79	0.00	S/L	20.00
3510		2001 Asphalt Roads	7/01/01	66,450.12	0.00	0.00	66,450.12	0.00	66,450.12	0.00	S/L	20.00
3511		2002 Asphalt Roads	7/01/02	67,530.61	0.00	0.00	67,530.61	0.00	67,530.61	0.00	S/L	20.00
3512		1991 Chip Seal Roads	7/01/91	29,622.15	0.00	0.00	29,622.15	0.00	29,622.15	0.00	S/L	20.00
3513		1992 Chip Seal Roads	7/01/92	30,522.17	0.00	0.00	30,522.17	0.00	30,522.17	0.00	S/L	20.00
3514		1993 Chip Seal Roads	7/01/93	31,422.18	0.00	0.00	31,422.18	0.00	31,422.18	0.00	S/L	20.00
3515		1994 Chip Seal Roads	7/01/94	32,243.93	0.00	0.00	32,243.93	0.00	32,243.93	0.00	S/L	20.00
3516		1995 Chip Seal Roads	7/01/95	33,143.94	0.00	0.00	33,143.94	0.00	33,143.94	0.00	S/L	20.00
3517		1996 Chip Seal Roads	7/01/96	34,122.22	0.00	0.00	34,122.22	0.00	34,122.22	0.00	S/L	20.00
3518		1997 Chip Seal Roads	7/01/97	34,904.84	0.00	0.00	34,904.84	0.00	34,904.84	0.00	S/L	20.00
3519		1998 Chip Seal Roads	7/01/98	35,452.67	0.00	0.00	35,452.67	0.00	35,452.67	0.00	S/L	20.00
3520		1999 Chip Seal Roads	7/01/99	36,235.29	0.00	0.00	36,235.29	0.00	36,235.29	0.00	S/L	20.00
3521		2000 Chip Seal Roads	7/01/00	37,448.35	0.00	0.00	37,448.35	0.00	37,448.35	0.00	S/L	20.00
3522		2001 Chip Seal Roads	7/01/01	38,504.89	0.00	0.00	38,504.89	0.00	38,504.89	0.00	S/L	20.00
3523		2002 Chip Seal Roads	7/01/02	39,130.98	0.00	0.00	39,130.98	0.00	39,130.98	0.00	S/L	20.00
3524		1991 Dirt Roads	7/01/91	10,921.58	0.00	0.00	10,921.58	0.00	10,921.58	0.00	S/L	20.00
3525		1992 Dirt Roads	7/01/92	11,253.41	0.00	0.00	11,253.41	0.00	11,253.41	0.00	S/L	20.00
3526		1993 Dirt Roads	7/01/93	11,585.24	0.00	0.00	11,585.24	0.00	11,585.24	0.00	S/L	20.00
3527		1994 Dirt Roads	7/01/94	11,888.22	0.00	0.00	11,888.22	0.00	11,888.22	0.00	S/L	20.00
3528		1995 Dirt Roads	7/01/95	12,220.05	0.00	0.00	12,220.05	0.00	12,220.05	0.00	S/L	20.00
3529		1996 Dirt Roads	7/01/96	12,580.73	0.00	0.00	12,580.73	0.00	12,580.73	0.00	S/L	20.00
3530		1997 Dirt Roads	7/01/97	12,869.28	0.00	0.00	12,869.28	0.00	12,869.28	0.00	S/L	20.00

Book Asset Detail 1/01/23 - 12/31/23

FYE: 12/31/2023

Asset Id	Property Description	Date In Service	Book Cost	Book Sec 179 Exp c	Book Sal Value	Book Prior Depreciation	Book Current Depreciation	Book End Depr	Book Net Book Value	Book Method	Book Period
Division: Infrastructure   Group: Infrastructure - Roads (continued)											
3531	1998 Dirt Roads	7/01/98	13,071.27	0.00	0.00	13,071.27	0.00	13,071.27	0.00	S/L	20.00
3532	1999 Dirt Roads	7/01/99	13,359.82	0.00	0.00	13,359.82	0.00	13,359.82	0.00	S/L	20.00
3533	2000 Dirt Roads	7/01/00	13,807.07	0.00	0.00	13,807.07	0.00	13,807.07	0.00	S/L	20.00
3534	2001 Dirt Roads	7/01/01	14,196.61	0.00	0.00	14,196.61	0.00	14,196.61	0.00	S/L	20.00
3535	2002 Dirt Roads	7/01/02	14,427.45	0.00	0.00	14,427.45	0.00	14,427.45	0.00	S/L	20.00
3536	1991 Oil Dirt Roads	7/01/91	545,969.09	0.00	0.00	545,969.09	0.00	545,969.09	0.00	S/L	20.00
3537	1992 Oil Dirt Roads	7/01/92	562,557.32	0.00	0.00	562,557.32	0.00	562,557.32	0.00	S/L	20.00
3538	1993 Oil Dirt Roads	7/01/93	579,145.55	0.00	0.00	579,145.55	0.00	579,145.55	0.00	S/L	20.00
3539	1994 Oil Dirt Roads	7/01/94	594,291.32	0.00	0.00	594,291.32	0.00	594,291.32	0.00	S/L	20.00
3540	1995 Oil Dirt Roads	7/01/95	610,879.55	0.00	0.00	610,879.55	0.00	610,879.55	0.00	S/L	20.00
3541	1996 Oil Dirt Roads	7/01/96	628,910.24	0.00	0.00	628,910.24	0.00	628,910.24	0.00	S/L	20.00
3542	1997 Oil Dirt Roads	7/01/97	643,334.78	0.00	0.00	643,334.78	0.00	643,334.78	0.00	S/L	20.00
3543	1998 Oil Dirt Roads	7/01/98	653,431.97	0.00	0.00	653,431.97	0.00	653,431.97	0.00	S/L	20.00
3544	1999 Oil Dirt Roads	7/01/99	667,856.51	0.00	0.00	667,856.51	0.00	667,856.51	0.00	S/L	20.00
3545	2000 Oil Dirt Roads	7/01/00	690,214.56	0.00	0.00	690,214.56	0.00	690,214.56	0.00	S/L	20.00
3546	2001 Oil Dirt Roads	7/01/01	709,687.70	0.00	0.00	709,687.70	0.00	709,687.70	0.00	S/L	20.00
3547	2002 Oil Dirt Roads	7/01/02	721,227.34	0.00	0.00	721,227.34	0.00	721,227.34	0.00	S/L	20.00
3548	1991 RAP Roads	7/01/91	24,565.25	0.00	0.00	24,565.25	0.00	24,565.25	0.00	S/L	20.00
3549	1992 RAP Roads	7/01/92	25,311.62	0.00	0.00	25,311.62	0.00	25,311.62	0.00	S/L	20.00
3550	1993 RAP Roads	7/01/93	26,057.99	0.00	0.00	26,057.99	0.00	26,057.99	0.00	S/L	20.00
3551	1994 RAP Roads	7/01/94	26,739.46	0.00	0.00	26,739.46	0.00	26,739.46	0.00	S/L	20.00
3552	1995 RAP Roads	7/01/95	27,485.83	0.00	0.00	27,485.83	0.00	27,485.83	0.00	S/L	20.00
3553	1996 RAP Roads	7/01/96	28,297.10	0.00	0.00	28,297.10	0.00	28,297.10	0.00	S/L	20.00
3554	1997 RAP Roads	7/01/97	28,946.11	0.00	0.00	28,946.11	0.00	28,946.11	0.00	S/L	20.00
3555	1998 RAP Roads	7/01/98	29,400.42	0.00	0.00	29,400.42	0.00	29,400.42	0.00	S/L	20.00
3556	1999 RAP Roads	7/01/99	30,049.44	0.00	0.00	30,049.44	0.00	30,049.44	0.00	S/L	20.00
3557	2000 RAP Roads	7/01/00	31,055.41	0.00	0.00	31,055.41	0.00	31,055.41	0.00	S/L	20.00
3558	2001 RAP Roads	7/01/01	31,931.59	0.00	0.00	31,931.59	0.00	31,931.59	0.00	S/L	20.00
3559	2002 RAP Roads	7/01/02	32,450.80	0.00	0.00	32,450.80	0.00	32,450.80	0.00	S/L	20.00
3562	CR 235 Improvements	12/31/21	85,512.83	0.00	0.00	4,275.64	4,275.64	8,551.28	76,961.55	S/L	20.00
3563	CR 237 Improvements	12/31/21	133,339.58	0.00	0.00	6,666.98	6,666.98	13,333.96	120,005.62	S/L	20.00
3565	CR 301 Improvements	12/31/21	188,369.16	0.00	0.00	9,418.46	9,418.46	18,836.92	169,532.24	S/L	20.00
3566	CR 302 Improvements	12/31/21	132,253.34	0.00	0.00	6,612.67	6,612.67	13,225.34	119,028.00	S/L	20.00
3567	CR 466 Improvements	12/31/21	173,203.51	0.00	0.00	8,660.18	8,660.18	17,320.36	155,883.15	S/L	20.00
3568	CR 463 N Improvements	12/31/21	44,584.41	0.00	0.00	2,229.22	2,229.22	4,458.44	40,125.97	S/L	20.00
3569	CR 467 Improvements	12/31/21	278,001.80	0.00	0.00	13,900.09	13,900.09	27,800.18	250,201.62	S/L	20.00
3570	CR 328 Improvements	12/31/21	315,649.46	0.00	0.00	15,782.47	15,782.47	31,564.94	284,084.52	S/L	20.00
3571	CR 322 Improvements	12/31/21	54,616.15	0.00	0.00	2,730.81	2,730.81	5,461.62	49,154.53	S/L	20.00
3572	CR 3122 Improvements	12/31/21	27,210.27	0.00	0.00	1,360.51	1,360.51	2,721.02	24,489.25	S/L	20.00
3573	CR 322 Improvements	12/31/21	150,887.00	0.00	0.00	7,544.35	7,544.35	15,088.70	135,798.30	S/L	20.00
3574	CR 463/466/467 Improvements	12/31/21	1,169,650.82	0.00	0.00	58,482.54	58,482.54	116,965.08	1,052,685.74	S/L	20.00
3575	CR 321/322 Improvements	12/31/21	150,888.15	0.00	0.00	7,544.41	7,544.41	15,088.82	135,799.33	S/L	20.00
3576	CR 331/3311 Improvements	12/31/21	94,500.87	0.00	0.00	4,725.04	4,725.04	9,450.08	85,050.79	S/L	20.00
3577	CR 322/327/328 Improvements	12/31/21	370,265.61	0.00	0.00	18,513.28	18,513.28	37,026.56	333,239.05	S/L	20.00
3578	CR 153 Improvements	7/31/22	161,874.35	0.00	0.00	3,372.38	3,372.38	11,466.10	150,408.25	S/L	20.00
3579	CR 108 Improvements	6/30/22	127,497.18	0.00	0.00	3,187.43	6,374.86	9,562.29	117,934.89	S/L	20.00
3580	CR 198 Improvements	8/31/22	106,176.07	0.00	0.00	1,769.60	5,308.80	7,078.40	99,097.67	S/L	20.00
3581	CR 106 Improvements	8/31/22	100,242.12	0.00	0.00	1,670.70	5,012.11	6,682.81	93,559.31	S/L	20.00
3582	CR 264 Improvements	5/31/22	117,246.22	0.00	0.00	3,419.68	5,862.31	9,281.99	107,964.23	S/L	20.00

**Book Asset Detail 1/01/23 - 12/31/23**

FYE: 12/31/2023

Asset	d t	Property Description	Date In Service	Book Cost	Book Sec 179 Exp c	Book Sal Value	Book Prior Depreciation	Book Current Depreciation	Book End Depr	Book Net Book Value	Book Method	Book Period
<b>Division: Infrastructure   Group: Infrastructure - Roads (continued)</b>												
3583		CR 266 Improvements	8/31/22	116,203.36	0.00	0.00	1,936.72	5,810.17	7,746.89	108,456.47	S/L	20.00
3584		CR 245 Improvements	10/31/22	43,487.75	0.00	0.00	362.40	2,174.39	2,536.79	40,950.96	S/L	20.00
3585		CR 328 Improvements	9/30/22	175,167.22	0.00	0.00	2,189.59	8,758.36	10,947.95	164,219.27	S/L	20.00
3586		CR 328 Improvements	6/30/22	25,000.00	0.00	0.00	625.00	1,250.00	1,875.00	23,125.00	S/L	20.00
3587		CR 328 Improvements	8/31/22	39,078.00	0.00	0.00	651.30	1,953.90	2,605.20	36,472.80	S/L	20.00
3588		CR 155/158 Improvements	8/31/22	49,011.20	0.00	0.00	816.85	2,450.56	3,267.41	45,743.79	S/L	20.00
3589		CR 324/326 Improvements	10/31/22	53,007.65	0.00	0.00	441.73	2,650.38	3,092.11	49,915.54	S/L	20.00
3590		CR 158/160 Improvements	11/30/22	48,441.60	0.00	0.00	201.84	2,422.08	2,623.92	45,817.68	S/L	20.00
3591		CR 326C/3263/3264 Improvements	11/30/22	57,424.32	0.00	0.00	239.27	2,871.22	3,110.49	54,313.83	S/L	20.00
3592		CR 103 Improvements	11/30/22	31,843.21	0.00	0.00	132.68	1,592.16	1,724.84	30,118.37	S/L	20.00
3593		CR 329 Improvements	11/30/22	138,823.21	0.00	0.00	578.43	6,941.16	7,519.59	131,303.62	S/L	20.00
3594		CR 3101 Improvements	1/31/23	78,551.97	0.00c	0.00	0.00	3,600.30	3,600.30	74,951.67	S/L	20.00
3595		CR 328/337 Improvements	7/18/23	168,835.52	0.00c	0.00	0.00	3,517.41	3,517.41	165,318.11	S/L	20.00
3596		CR 328/337/329/304/302 Improven	7/18/23	33,023.65	0.00c	0.00	0.00	687.99	687.99	32,335.66	S/L	20.00
3597		CR 337/328 Improvements	7/18/23	33,925.20	0.00c	0.00	0.00	706.78	706.78	33,218.42	S/L	20.00
3598		CR 328 Improvements	7/18/23	50,156.80	0.00c	0.00	0.00	1,044.93	1,044.93	49,111.87	S/L	20.00
3599		CR 163 Improvements	7/18/23	93,265.00	0.00c	0.00	0.00	1,943.02	1,943.02	91,321.98	S/L	20.00
3600		CR 337 Improvements	8/01/23	35,485.30	0.00c	0.00	0.00	739.28	739.28	34,746.02	S/L	20.00
3601		CR 328 Improvements	8/01/23	21,272.00	0.00c	0.00	0.00	443.17	443.17	20,828.83	S/L	20.00
3602		CR 163 Improvements	8/01/23	5,876.03	0.00c	0.00	0.00	122.42	122.42	5,753.61	S/L	20.00
3603		CR 324 Improvements	9/26/23	34,809.20	0.00c	0.00	0.00	435.12	435.12	34,374.08	S/L	20.00
3604		CR 445 Improvements	10/24/23	5,600.00	0.00c	0.00	0.00	46.67	46.67	5,553.33	S/L	20.00
<b>Infrastructure - Roads</b>				<u>14,547,301.25</u>	<u>0.00c</u>	<u>0.00</u>	<u>9,417,086.41</u>	<u>251,259.92</u>	<u>9,668,346.33</u>	<u>4,878,954.92</u>		
<b>Infrastructure</b>				<u>16,205,606.02</u>	<u>0.00c</u>	<u>0.00</u>	<u>10,510,891.83</u>	<u>282,390.39</u>	<u>10,793,282.22</u>	<u>5,412,323.80</u>		



**Book Asset Detail 1/01/23 - 12/31/23**

FYE: 12/31/2023

Asset	d t	Property Description	Date In Service	Book Cost	Book Sec 179 Exp c	Book Sal Value	Book Prior Depreciation	Book Current Depreciation	Book End Depr	Book Net Book Value	Book Method	Book Period
<b>Division: Judicial Center</b>												
<b>Group: Buildings</b>												
25		Courthouse Judicial Center	8/01/03	2,116,114.00	0.00	0.00	821,757.61	42,322.28	864,079.89	1,252,034.11	S/L	50.00
8219		Judicial Center Renovations	8/25/23	17,900.00	0.00c	0.00	0.00	119.33	119.33	17,780.67	S/L	50.00
<b>Buildings</b>				<u>2,134,014.00</u>	<u>0.00c</u>	<u>0.00</u>	<u>821,757.61</u>	<u>42,441.61</u>	<u>864,199.22</u>	<u>1,269,814.78</u>		
<b>Group: Computers &amp; Peripherals</b>												
8096	d	Courtroom A/V Technology Upgrad	12/31/15	93,653.34	0.00	0.00	93,653.34	0.00	93,653.34	0.00	S/L	5.00
8251		CCL Integrated A/V Solution Equip	3/13/23	82,173.41	0.00c	0.00	0.00	13,695.57	13,695.57	68,477.84	S/L	5.00
8252		DC Integrated A/V Solution Equip	3/13/23	68,025.33	0.00c	0.00	0.00	11,337.56	11,337.56	56,687.77	S/L	5.00
<b>Computers &amp; Peripherals</b>				243,852.08	0.00c	0.00	93,653.34	25,033.13	118,686.47	125,165.61		
*Less: Dispositions and Transfers				93,653.34	0.00	0.00	93,653.34	0.00	93,653.34	0.00		
<b>Net Computers &amp; Peripherals</b>				<u>150,198.74</u>	<u>0.00c</u>	<u>0.00</u>	<u>0.00</u>	<u>25,033.13</u>	<u>25,033.13</u>	<u>125,165.61</u>		
<b>Group: Equipment</b>												
8121		Automatic Transfer Switch for Gene	4/21/16	10,601.45	0.00	0.00	7,067.66	1,060.15	8,127.81	2,473.64	S/L	10.00
8160		Metal Detector	9/28/20	6,200.80	0.00	0.00	2,790.36	1,240.16	4,030.52	2,170.28	S/L	5.00
8190		HVAC Unit-2nd Floor Foyer-Jud C	9/12/22	8,868.00	0.00	0.00	295.60	886.80	1,182.40	7,685.60	S/L	10.00
<b>Equipment</b>				25,670.25	0.00c	0.00	10,153.62	3,187.11	13,340.73	12,329.52		
<b>Judicial Center</b>				2,403,536.33	0.00c	0.00	925,564.57	70,661.85	996,226.42	1,407,309.91		
*Less: Dispositions and Transfers				93,653.34	0.00	0.00	93,653.34	0.00	93,653.34	0.00		
<b>Net Judicial Center</b>				<u>2,309,882.99</u>	<u>0.00c</u>	<u>0.00</u>	<u>831,911.23</u>	<u>70,661.85</u>	<u>902,573.08</u>	<u>1,407,309.91</u>		

**Book Asset Detail 1/01/23 - 12/31/23**

FYE: 12/31/2023

Asset Id	Property Description	Date In Service	Book Cost	Book Sec 179 Exp c	Book Sal Value	Book Prior Depreciation	Book Current Depreciation	Book End Depr	Book Net Book Value	Book Method	Book Period
<b>Division: Library</b>											
<b>Group: Buildings</b>											
8076	Sammy Brown Library Renovation	6/04/13	1,869,967.50	0.00	0.00	358,410.44	37,399.35	395,809.79	1,474,157.71	S/L	50.00
<b>Buildings</b>			<u>1,869,967.50</u>	<u>0.00c</u>	<u>0.00</u>	<u>358,410.44</u>	<u>37,399.35</u>	<u>395,809.79</u>	<u>1,474,157.71</u>		
<b>Group: Equipment</b>											
2122	Library HVAC Split Cost	4/13/21	6,452.63	0.00	0.00	1,129.21	645.26	1,774.47	4,678.16	S/L	10.00
8140	Digital Sign	8/31/18	29,254.96	0.00	0.00	12,677.17	2,925.50	15,602.67	13,652.29	S/L	10.00
<b>Equipment</b>			<u>35,707.59</u>	<u>0.00c</u>	<u>0.00</u>	<u>13,806.38</u>	<u>3,570.76</u>	<u>17,377.14</u>	<u>18,330.45</u>		
<b>Group: Furniture</b>											
8189	Track Lighting-Library	6/13/22	8,113.20	0.00	0.00	473.27	811.32	1,284.59	6,828.61	S/L	10.00
<b>Furniture</b>			<u>8,113.20</u>	<u>0.00c</u>	<u>0.00</u>	<u>473.27</u>	<u>811.32</u>	<u>1,284.59</u>	<u>6,828.61</u>		
<b>Library</b>			<u>1,913,788.29</u>	<u>0.00c</u>	<u>0.00</u>	<u>372,690.09</u>	<u>41,781.43</u>	<u>414,471.52</u>	<u>1,499,316.77</u>		

**Book Asset Detail 1/01/23 - 12/31/23**

FYE: 12/31/2023

Asset	d t	Property Description	Date In Service	Book Cost	Book Sec 179 Exp c	Book Sal Value	Book Prior Depreciation	Book Current Depreciation	Book End Depr	Book Net Book Value	Book Method	Book Period
<b>Division: Misc-General</b>												
<b>Group: Computers &amp; Peripherals</b>												
8131		Telephone System Upgrade	4/17/18	36,423.00	0.00	0.00	33,994.80	2,428.20	36,423.00	0.00	S/L	5.00
<b>Computers &amp; Peripherals</b>				<u>36,423.00</u>	<u>0.00c</u>	<u>0.00</u>	<u>33,994.80</u>	<u>2,428.20</u>	<u>36,423.00</u>	<u>0.00</u>		
<b>Group: Equipment</b>												
7146		3 Body Mortuary Cooler	1/13/17	6,279.00	0.00	0.00	3,767.40	627.90	4,395.30	1,883.70	S/L	10.00
8126		Comm Court Audio Video Recordin	9/06/17	5,453.00	0.00	0.00	5,453.00	0.00	5,453.00	0.00	S/L	5.00
8233		1.5 Ton Lennox HVAC Unit	5/04/23	7,072.00	0.00c	0.00	0.00	0.00	0.00	7,072.00	Memo	0.00
8234		3 Ton Lennox HVAC Unit	5/04/23	7,585.00	0.00c	0.00	0.00	0.00	0.00	7,585.00	Memo	0.00
<b>Equipment</b>				<u>26,389.00</u>	<u>0.00c</u>	<u>0.00</u>	<u>9,220.40</u>	<u>627.90</u>	<u>9,848.30</u>	<u>16,540.70</u>		
<b>Group: Furniture</b>												
8093		3 Desks-County Treasurer	6/08/15	16,475.00	0.00	0.00	12,493.54	1,647.50	14,141.04	2,333.96	S/L	10.00
<b>Furniture</b>				<u>16,475.00</u>	<u>0.00c</u>	<u>0.00</u>	<u>12,493.54</u>	<u>1,647.50</u>	<u>14,141.04</u>	<u>2,333.96</u>		
<b>Group: Land</b>												
5014		Landfill 2.3 Acres 1/2 Interest	6/30/87	3,250.00	0.00	0.00	0.00	0.00	0.00	3,250.00	Land	0.00
8194		237, 329 & 331 W Wellington St	9/28/22	220,346.00	0.00	0.00	0.00	0.00	0.00	220,346.00	Land	0.00
<b>Land</b>				<u>223,596.00</u>	<u>0.00c</u>	<u>0.00</u>	<u>0.00</u>	<u>0.00</u>	<u>0.00</u>	<u>223,596.00</u>		
<b>Misc-General</b>				<u>302,883.00</u>	<u>0.00c</u>	<u>0.00</u>	<u>55,708.74</u>	<u>4,703.60</u>	<u>60,412.34</u>	<u>242,470.66</u>		

**Book Asset Detail 1/01/23 - 12/31/23**

FYE: 12/31/2023

Asset	d t	Property Description	Date In Service	Book Cost	Book Sec 179 Exp c	Book Sal Value	Book Prior Depreciation	Book Current Depreciation	Book End Depr	Book Net Book Value	Book Method	Book Period
<b>Division: Miscellaneous(Recreation)</b>												
<b>Group: Equipment</b>												
33	d	Craig Milam Elect, (for A/C) & Lig	6/30/97	28,895.00	0.00	2,890.00	13,782.30	520.10	14,302.40	14,592.60	S/L	50.00
34	d	Wilcoxon Air S/M & Labor Install /	6/30/97	6,666.00	0.00	667.00	3,179.54	119.98	3,299.52	3,366.48	S/L	50.00
35	d	Universal Time EQ Dukane Intercor	6/30/97	5,500.00	0.00	550.00	2,624.00	99.00	2,723.00	2,777.00	S/L	50.00
38	d	Carrier A/C Units	6/30/97	27,262.00	0.00	2,726.00	13,004.56	490.72	13,495.28	13,766.72	S/L	50.00
7101	d	Generator & AT Switch for Dentent	6/30/94	16,719.00	0.00	0.00	16,719.00	0.00	16,719.00	0.00	S/L	10.00
<b>Equipment</b>				85,042.00	0.00c	6,833.00	49,309.40	1,229.80	50,539.20	34,502.80		
<b>*Less: Dispositions and Transfers</b>				85,042.00	0.00	6,833.00	49,309.40	0.00	50,539.20	34,502.80		
<b>Net Equipment</b>				0.00	0.00c	0.00	0.00	1,229.80	0.00	0.00		
<b>Group: Facilities &amp; Improvements</b>												
7145		Boat Ramp	6/30/01	169,270.00	0.00	0.00	90,982.63	4,231.75	95,214.38	74,055.62	S/L	40.00
<b>Facilities &amp; Improvements</b>				169,270.00	0.00c	0.00	90,982.63	4,231.75	95,214.38	74,055.62		
<b>Miscellaneous(Recreation)</b>				254,312.00	0.00c	6,833.00	140,292.03	5,461.55	145,753.58	108,558.42		
<b>*Less: Dispositions and Transfers</b>				85,042.00	0.00	6,833.00	49,309.40	0.00	50,539.20	34,502.80		
<b>Net Miscellaneous(Recreation)</b>				169,270.00	0.00c	0.00	90,982.63	5,461.55	95,214.38	74,055.62		

**Book Asset Detail 1/01/23 - 12/31/23**

FYE: 12/31/2023

Asset	d t	Property Description	Date In Service	Book Cost	Book Sec 179 Exp c	Book Sal Value	Book Prior Depreciation	Book Current Depreciation	Book End Depr	Book Net Book Value	Book Method	Book Period
<b>Division: Peace Justices</b>												
<b>Group: Computers &amp; Peripherals</b>												
1855	d	1 BM 5363 P/20 210MB w/4WR St	6/30/96	7,585.00	0.00	0.00	7,585.00	0.00	7,585.00	0.00	S/L	5.00
<b>Computers &amp; Peripherals</b>				7,585.00	0.00c	0.00	7,585.00	0.00	7,585.00	0.00		
*Less: Dispositions and Transfers				7,585.00	0.00	0.00	7,585.00	0.00	7,585.00	0.00		
<b>Net Computers &amp; Peripherals</b>				0.00	0.00c	0.00	0.00	0.00	0.00	0.00		
<b>Group: Furniture</b>												
8063		Cabinets	9/05/13	11,187.00	0.00	0.00	10,441.20	745.80	11,187.00	0.00	S/L	10.00
<b>Furniture</b>				11,187.00	0.00c	0.00	10,441.20	745.80	11,187.00	0.00		
Peace Justices				18,772.00	0.00c	0.00	18,026.20	745.80	18,772.00	0.00		
*Less: Dispositions and Transfers				7,585.00	0.00	0.00	7,585.00	0.00	7,585.00	0.00		
<b>Net Peace Justices</b>				11,187.00	0.00c	0.00	10,441.20	745.80	11,187.00	0.00		

**Book Asset Detail 1/01/23 - 12/31/23**

FYE: 12/31/2023

Asset	d t	Property Description	Date In Service	Book Cost	Book Sec 179 Exp c	Book Sal Value	Book Prior Depreciation	Book Current Depreciation	Book End Depr	Book Net Book Value	Book Method	Book Period
<b>Division: Probation-Adult</b>												
<b>Group: Buildings</b>												
8198		305 W Panola (Joffrion)	11/21/22	240,300.00	0.00	0.00	400.50	4,806.00	5,206.50	235,093.50	S/L	50.00
<b>Buildings</b>				<u>240,300.00</u>	<u>0.00c</u>	<u>0.00</u>	<u>400.50</u>	<u>4,806.00</u>	<u>5,206.50</u>	<u>235,093.50</u>		
<b>Group: Equipment</b>												
7934		2002 GMC Yukon SLT 4x4 (#8575)	1/26/06	25,050.00	0.00	0.00	25,050.00	0.00	25,050.00	0.00	S/L	10.00
7977		2010 Chev Traverse (9714)	8/26/09	26,676.00	0.00	0.00	26,676.00	0.00	26,676.00	0.00	S/L	5.00
8078		2014 Chevrolet Tahoe (#1487)	8/29/14	30,889.00	0.00	0.00	30,889.00	0.00	30,889.00	0.00	S/L	5.00
8110		2014 Ford Explorer #1428	3/04/15	23,730.33	0.00	0.00	23,730.33	0.00	23,730.33	0.00	S/L	5.00
8156		2020 Chevrolet Silverado (#0715)	12/10/19	28,988.00	0.00	0.00	17,875.93	5,797.60	23,673.53	5,314.47	S/L	5.00
<b>Equipment</b>				<u>135,333.33</u>	<u>0.00c</u>	<u>0.00</u>	<u>124,221.26</u>	<u>5,797.60</u>	<u>130,018.86</u>	<u>5,314.47</u>		
<b>Group: Land</b>												
8197		305 W Panola (Joffrion)	11/21/22	60,000.00	0.00	0.00	0.00	0.00	0.00	60,000.00	Land	0.00
<b>Land</b>				<u>60,000.00</u>	<u>0.00c</u>	<u>0.00</u>	<u>0.00</u>	<u>0.00</u>	<u>0.00</u>	<u>60,000.00</u>		
<b>Probation-Adult</b>				<u>435,633.33</u>	<u>0.00c</u>	<u>0.00</u>	<u>124,621.76</u>	<u>10,603.60</u>	<u>135,225.36</u>	<u>300,407.97</u>		



**Book Asset Detail 1/01/23 - 12/31/23**

FYE: 12/31/2023

Asset	d t	Property Description	Date In Service	Book Cost	Book Sec 179 Exp c	Book Sal Value	Book Prior Depreciation	Book Current Depreciation	Book End Depr	Book Net Book Value	Book Method	Book Period
<b>Division: Probation-Juv.</b>												
<b>Group: Buildings</b>												
8196		318 Brownwood Circle	9/28/22	140,330.00	0.00	0.00	701.65	2,806.60	3,508.25	136,821.75	S/L	50.00
<b>Buildings</b>				<u>140,330.00</u>	<u>0.00c</u>	<u>0.00</u>	<u>701.65</u>	<u>2,806.60</u>	<u>3,508.25</u>	<u>136,821.75</u>		
<b>Group: Equipment</b>												
8119		2017 Chevrolet Impala LS (#5139)	10/20/16	21,470.00	0.00	0.00	13,239.83	2,147.00	15,386.83	6,083.17	S/L	10.00
8174		2020 Chevrolet Tahoe (#4670)	9/29/20	26,215.00	0.00	0.00	11,796.75	5,243.00	17,039.75	9,175.25	S/L	5.00
<b>Equipment</b>				<u>47,685.00</u>	<u>0.00c</u>	<u>0.00</u>	<u>25,036.58</u>	<u>7,390.00</u>	<u>32,426.58</u>	<u>15,258.42</u>		
<b>Group: Land</b>												
8195		318 Brownwood Circle	9/28/22	30,000.00	0.00	0.00	0.00	0.00	0.00	30,000.00	Land	0.00
<b>Land</b>				<u>30,000.00</u>	<u>0.00c</u>	<u>0.00</u>	<u>0.00</u>	<u>0.00</u>	<u>0.00</u>	<u>30,000.00</u>		
<b>Probation-Juv.</b>				<u>218,015.00</u>	<u>0.00c</u>	<u>0.00</u>	<u>25,738.23</u>	<u>10,196.60</u>	<u>35,934.83</u>	<u>182,080.17</u>		

Book Asset Detail 1/01/23 - 12/31/23

FYE: 12/31/2023

Asset Id	Property Description	Date In Service	Book Cost	Book Sec 179 Exp c	Book Sal Value	Book Prior Depreciation	Book Current Depreciation	Book End Depr	Book Net Book Value	Book Method	Book Period
<b>Division: Road &amp; Bridge - 1</b>											
<b>Group: Buildings</b>											
2128	40x50 Steel Building	12/03/21	41,637.99	0.00	0.00	902.16	832.76	1,734.92	39,903.07	S/L	50.00
<b>Buildings</b>			<u>41,637.99</u>	<u>0.00c</u>	<u>0.00</u>	<u>902.16</u>	<u>832.76</u>	<u>1,734.92</u>	<u>39,903.07</u>		
<b>Group: Equipment</b>											
806	2008 John Deere 310SJ Backhoe(58	6/09/08	74,500.00	0.00	0.00	74,500.00	0.00	74,500.00	0.00	S/L	10.00
914	2009 Dodge (7620)	8/24/09	37,970.00	0.00	0.00	37,970.00	0.00	37,970.00	0.00	S/L	5.00
1101	Komatsu Motorgrader (#51660)	1/03/11	177,185.00	0.00	0.00	177,185.00	0.00	177,185.00	0.00	S/L	10.00
1111	2011 Dodge Ram 3500 (#9738)	9/30/11	34,690.00	0.00	0.00	34,690.00	0.00	34,690.00	0.00	S/L	5.00
1114	2012 Kenworth T370 (#3414)	11/17/11	80,982.48	0.00	0.00	80,982.48	0.00	80,982.48	0.00	S/L	10.00
1211	2007 JD 450J LGP Crawler Dozer (	7/24/12	78,500.00	0.00	0.00	78,500.00	0.00	78,500.00	0.00	S/L	10.00
1308	2013 Ford F-250 (#5029)	4/16/13	31,234.00	0.00	0.00	31,234.00	0.00	31,234.00	0.00	S/L	5.00
1403	2013 Ford F750 Dump (#4839)	1/27/14	79,489.00	0.00	0.00	70,877.69	7,948.90	78,826.59	662.41	S/L	10.00
1416	Kubota 4WD Tractor (#57182)	10/28/14	41,985.10	0.00	0.00	34,287.83	4,198.51	38,486.34	3,498.76	S/L	10.00
1500	2015 JD 770G Motorgrader #6019	1/06/15	209,500.00	0.00	0.00	167,600.00	20,950.00	188,550.00	20,950.00	S/L	10.00
1506	2014 Kubota M9960 HDC Cab Tra	4/22/15	42,020.10	0.00	0.00	32,215.41	4,202.01	36,417.42	5,602.68	S/L	10.00
1606	2016 JD 6110M Cab Tractor & Ala	10/20/16	143,422.00	0.00	0.00	88,443.57	14,342.20	102,785.77	40,636.23	S/L	10.00
1608	2016 Modern Predator 10' Flex Mov	11/18/16	11,900.00	0.00	0.00	7,239.17	1,190.00	8,429.17	3,470.83	S/L	10.00
1706	2017 Dodge Ram 2500 SLT (#9900	10/19/17	44,787.69	0.00	0.00	44,787.69	0.00	44,787.69	0.00	S/L	5.00
1708	32' Car-Tex Tandem Dual Goosene	11/02/17	11,905.00	0.00	0.00	6,150.92	1,190.50	7,341.42	4,563.58	S/L	10.00
1709	Pressure Washer HDC-3505-1H6G	2/15/17	6,813.75	0.00	0.00	4,031.49	681.38	4,712.87	2,100.88	S/L	10.00
1907	2020 Chevrolet Silverado (#0169)	12/18/19	50,605.00	0.00	0.00	30,363.00	10,121.00	40,484.00	10,121.00	S/L	5.00
1908	2019 Ford F-750 Dump (#1081)	12/31/19	83,990.00	0.00	0.00	25,197.00	2,799.67	27,996.67	55,993.33	S/L	10.00
2003	Kubota Skid Steer (#51514)	9/01/20	68,500.72	0.00	0.00	15,983.50	6,850.07	22,833.57	45,667.15	S/L	10.00
2004	Kubota Mini Excavator (#32989)	9/01/20	67,460.04	0.00	0.00	15,740.67	6,746.00	22,486.67	44,973.37	S/L	10.00
2005	Car-Tex 83"x20' Utility Trailer (#83	9/15/20	5,355.00	0.00	0.00	1,249.50	535.50	1,785.00	3,570.00	S/L	10.00
2010	2020 Ford F550 (#0480) w/ CM Be	10/27/20	50,681.00	0.00	0.00	10,980.88	5,068.10	16,048.98	34,632.02	S/L	10.00
2014	Repairs to #5790 - Transmission	11/24/20	14,380.85	0.00	0.00	2,996.02	1,438.09	4,434.11	9,946.74	S/L	10.00
2102	2020 JD 60G Excavator	1/28/21	79,169.28	0.00	0.00	15,174.11	7,916.93	23,091.04	56,078.24	S/L	10.00
2110	2019 Ford F750 Dump Truck #2907	4/26/21	72,135.00	0.00	0.00	12,022.50	7,213.50	19,236.00	52,899.00	S/L	10.00
2202	12' Landpride Rotary Cutter	1/26/22	14,900.00	0.00	0.00	1,365.83	1,490.00	2,855.83	12,044.17	S/L	10.00
2205	2022 Chevrolet Silverado (#4936)	3/22/22	38,524.61	0.00	0.00	5,778.69	7,704.92	13,483.61	25,041.00	S/L	5.00
2211	Add to #2205-CM 98"x 78 Service l	4/07/22	9,222.21	0.00	0.00	1,383.33	1,844.44	3,227.77	5,994.44	S/L	5.00
2301	2021 John Deere 160 GF Excavator	2/07/23	180,000.00	0.00c	0.00	0.00	16,500.00	16,500.00	163,500.00	S/L	10.00
2303	2017 Freightliner 125 (#3050)	2/17/23	65,237.78	0.00c	0.00	0.00	5,436.48	5,436.48	59,801.30	S/L	10.00
2305	Car-Tex 82"x25' Triple Axle Lowbo	2/21/23	12,105.00	0.00c	0.00	0.00	1,008.75	1,008.75	11,096.25	S/L	10.00
2307	2023 Brazos 40' Pit Boxx Belly Dur	3/08/23	34,850.00	0.00c	0.00	0.00	2,904.17	2,904.17	31,945.83	S/L	10.00
2310	2023 Caterpillar 420 Backhoe	4/13/23	149,528.00	0.00c	0.00	0.00	11,214.60	11,214.60	138,313.40	S/L	10.00
2314	John Deere 6110M Cab Tractor w/ l	8/14/23	127,693.68	0.00c	0.00	0.00	5,320.57	5,320.57	122,373.11	S/L	10.00
2315	2023 Kuhn EL 92-230 Tiller	9/05/23	13,060.00	0.00c	0.00	0.00	435.33	435.33	12,624.67	S/L	10.00
5776	1999 Broce Power Broom 89626	6/30/00	21,641.00	0.00	0.00	21,641.00	0.00	21,641.00	0.00	S/L	10.00
5777	Double Drum Vibrator Roller A004	6/30/00	18,131.00	0.00	0.00	18,131.00	0.00	18,131.00	0.00	S/L	10.00
5790	Road Reclaimer RR-2508 0194	6/22/01	264,360.00	0.00	0.00	264,360.00	0.00	264,360.00	0.00	S/L	10.00
8061	2012 Repairs to #806 Backhoe	1/03/12	16,365.47	0.00	0.00	16,365.47	0.00	16,365.47	0.00	S/L	10.00
8136	#1111 Replace Transmission	4/26/18	6,425.11	0.00	0.00	5,996.76	428.35	6,425.11	0.00	S/L	5.00
<b>Equipment</b>			<u>2,571,204.87</u>	<u>0.00c</u>	<u>0.00</u>	<u>1,435,424.51</u>	<u>157,679.97</u>	<u>1,593,104.48</u>	<u>978,100.39</u>		

**Book Asset Detail 1/01/23 - 12/31/23**

FYE: 12/31/2023

Asset	d t	Property Description	Date In Service	Book Cost	Book Sec 179 Exp c	Book Sal Value	Book Prior Depreciation	Book Current Depreciation	Book End Depr	Book Net Book Value	Book Method	Book Period
<b>Division: Road &amp; Bridge - 1   Group: Equipment (continued)</b>												
		<b>*Less: Dispositions and Transfers</b>		<u>83,990.00</u>	<u>0.00</u>	<u>0.00</u>	<u>25,197.00</u>	<u>0.00</u>	<u>27,996.67</u>	<u>55,993.33</u>		
		<b>Net Equipment</b>		<u>2,487,214.87</u>	<u>0.00c</u>	<u>0.00</u>	<u>1,410,227.51</u>	<u>157,679.97</u>	<u>1,565,107.81</u>	<u>922,107.06</u>		
<b>Group: Land</b>												
7153		LAND PURCHASE-AVERY PIT	3/13/02	<u>17,055.73</u>	<u>0.00</u>	<u>0.00</u>	<u>0.00</u>	<u>0.00</u>	<u>0.00</u>	<u>17,055.73</u>	Land	0.00
		<b>Land</b>		<u>17,055.73</u>	<u>0.00c</u>	<u>0.00</u>	<u>0.00</u>	<u>0.00</u>	<u>0.00</u>	<u>17,055.73</u>		
		<b>Road &amp; Bridge - 1</b>		<u>2,629,898.59</u>	<u>0.00c</u>	<u>0.00</u>	<u>1,436,326.67</u>	<u>158,512.73</u>	<u>1,594,839.40</u>	<u>1,035,059.19</u>		
		<b>*Less: Dispositions and Transfers</b>		<u>83,990.00</u>	<u>0.00</u>	<u>0.00</u>	<u>25,197.00</u>	<u>0.00</u>	<u>27,996.67</u>	<u>55,993.33</u>		
		<b>Net Road &amp; Bridge - 1</b>		<u>2,545,908.59</u>	<u>0.00c</u>	<u>0.00</u>	<u>1,411,129.67</u>	<u>158,512.73</u>	<u>1,566,842.73</u>	<u>979,065.86</u>		

**Book Asset Detail 1/01/23 - 12/31/23**

FYE: 12/31/2023

Asset	id	Property Description	Date In Service	Book Cost	Book Sec 179 Exp c	Book Sal Value	Book Prior Depreciation	Book Current Depreciation	Book End Depr	Book Net Book Value	Book Method	Book Period
<b>Division: Road &amp; Bridge - 2</b>												
<b>Group: Equipment</b>												
324		Holt Soil Stabilizer	3/18/03	201,322.00	0.00	0.00	201,322.00	0.00	201,322.00	0.00	S/L	10.00
901		2009 JD 310SJ (3065)	1/06/09	84,686.39	0.00	0.00	84,686.39	0.00	84,686.39	0.00	S/L	10.00
1006		2011 Kenworth T370 Dump #0394	6/02/10	82,258.00	0.00	0.00	82,258.00	0.00	82,258.00	0.00	S/L	10.00
1007		2011 Kenworth T370 Dump #0395	6/02/10	81,258.00	0.00	0.00	81,258.00	0.00	81,258.00	0.00	S/L	10.00
1103		10 ' Bush Hog 3710 Rotary Cutter	2/15/11	11,950.00	0.00	0.00	11,950.00	0.00	11,950.00	0.00	S/L	10.00
1107		2012 Kenworth T370 (#4888)	5/17/11	79,187.48	0.00	0.00	79,187.48	0.00	79,187.48	0.00	S/L	10.00
1201		211 JD 770G Motor Grader (8261)	1/03/12	208,150.00	0.00	0.00	208,150.00	0.00	208,150.00	0.00	S/L	10.00
1207		2012 Car-Tex 20'x5' Trailer (8171)	3/30/12	9,255.00	0.00	0.00	9,255.00	0.00	9,255.00	0.00	S/L	10.00
1210		2012 Bomag Reclaimer MPG364R	7/27/12	304,579.00	0.00	0.00	304,579.00	0.00	304,579.00	0.00	S/L	10.00
1304		2014 Kenworth T370 (#0720)	3/27/13	87,894.07	0.00	0.00	85,696.75	2,197.32	87,894.07	0.00	S/L	10.00
1309		Bush Hog 3810 Right Wing Mower	6/14/13	13,050.00	0.00	0.00	12,506.25	543.75	13,050.00	0.00	S/L	10.00
1407		2014 Ford F350 (#3662)	5/02/14	25,951.45	0.00	0.00	25,951.45	0.00	25,951.45	0.00	S/L	5.00
1415		Kubota 4WD Tractor (#56875)	10/02/14	41,985.10	0.00	0.00	34,637.71	4,198.51	38,836.22	3,148.88	S/L	10.00
1503		2016 Kenworth T370 Dump Truck ;	3/06/15	92,441.68	0.00	0.00	72,412.66	9,244.17	81,656.83	10,784.85	S/L	10.00
1505		2015 Ford F350 Dump Truck #5931	4/08/15	42,967.50	0.00	0.00	33,299.81	4,296.75	37,596.56	5,370.94	S/L	10.00
1509		2016 Ford F250 4x4 Crew Cab #60	8/04/15	29,335.00	0.00	0.00	29,335.00	0.00	29,335.00	0.00	S/L	5.00
1601		2014 JD 210G LC Trackhoe	1/21/16	173,000.00	0.00	0.00	119,658.33	17,300.00	136,958.33	36,041.67	S/L	10.00
1607		2016 JD 6210E Cab Tractor w/Alan	11/18/16	126,835.00	0.00	0.00	77,157.96	12,683.50	89,841.46	36,993.54	S/L	10.00
1804		2018 Ford F150 Super #6825	8/06/18	34,144.50	0.00	0.00	30,160.98	3,983.52	34,144.50	0.00	S/L	5.00
1806		2019 Ford F550 #1226	11/15/18	47,700.00	0.00	0.00	39,750.00	7,950.00	47,700.00	0.00	S/L	5.00
1902		Car-Tex 8'4"x32' Tandem Duel Trai	2/15/19	12,755.00	0.00	0.00	4,995.71	1,275.50	6,271.21	6,483.79	S/L	10.00
1905		2019 F350 Crew Cab (#1558) w/Clv	10/15/19	59,279.10	0.00	0.00	38,531.42	11,855.82	50,387.24	8,891.86	S/L	5.00
1906		John Deere 3100 Tractor (#6109)	12/31/19	54,623.85	0.00	0.00	16,387.17	5,462.39	21,849.56	32,774.29	S/L	10.00
2001		Case 885B Motor Grader (#6487)	3/17/20	251,000.00	0.00	0.00	69,025.00	25,100.00	94,125.00	156,875.00	S/L	10.00
2103		2020 JD 60G Excavator	1/28/21	66,498.47	0.00	0.00	12,745.54	6,649.85	19,395.39	47,103.08	S/L	10.00
2108		Case 580NEP Backhoe	4/23/21	91,500.00	0.00	0.00	15,250.00	9,150.00	24,400.00	67,100.00	S/L	10.00
2112		2021 Ford F150 Super #0390	10/21/21	36,925.00	0.00	0.00	8,615.83	7,385.00	16,000.83	20,924.17	S/L	5.00
2203		Case 580SN Backhoe	2/07/22	89,545.79	0.00	0.00	8,208.36	8,954.58	17,162.94	72,382.85	S/L	10.00
2214		Repairs #324	12/15/22	7,225.35	0.00	0.00	60.21	722.54	782.75	6,442.60	S/L	10.00
2304		2017 Freightliner 125 (#2960)	2/17/23	65,237.78	0.00c	0.00	0.00	5,436.48	5,436.48	59,801.30	S/L	10.00
2308		2023 Brazos 40' Pit Boxx Belly Dur	3/08/23	34,850.00	0.00c	0.00	0.00	2,904.17	2,904.17	31,945.83	S/L	10.00
2319		2023 Pitts Contender Trailer	11/03/23	85,960.54	0.00c	0.00	0.00	1,432.68	1,432.68	84,527.86	S/L	10.00
2322		Car-Tex 83"x20' Tand Axle Utility	11/14/23	7,155.00	0.00c	0.00	0.00	119.25	119.25	7,035.75	S/L	10.00
8088		CM Bed & Equip on Truck #1407	5/09/14	5,734.95	0.00	0.00	5,734.95	0.00	5,734.95	0.00	S/L	5.00
8138		#1806 Truck Bed	12/13/18	5,312.20	0.00	0.00	4,338.30	973.90	5,312.20	0.00	S/L	5.00
<b>Equipment</b>				<u>2,651,553.20</u>	<u>0.00c</u>	<u>0.00</u>	<u>1,807,105.26</u>	<u>149,819.68</u>	<u>1,956,924.94</u>	<u>694,628.26</u>		
<b>Road &amp; Bridge - 2</b>				<u>2,651,553.20</u>	<u>0.00c</u>	<u>0.00</u>	<u>1,807,105.26</u>	<u>149,819.68</u>	<u>1,956,924.94</u>	<u>694,628.26</u>		

Book Asset Detail 1/01/23 - 12/31/23

FYE: 12/31/2023

Asset	d t	Property Description	Date In Service	Book Cost	Book Sec 179 Exp c	Book Sal Value	Book Prior Depreciation	Book Current Depreciation	Book End Depr	Book Net Book Value	Book Method	Book Period
<b>Division: Road &amp; Bridge - 3</b>												
<b>Group: Buildings</b>												
8150		40x60x16 Shop	7/29/19	45,223.00	0.00	0.00	3,090.24	904.46	3,994.70	41,228.30	S/L	50.00
		<b>Buildings</b>		<u>45,223.00</u>	<u>0.00c</u>	<u>0.00</u>	<u>3,090.24</u>	<u>904.46</u>	<u>3,994.70</u>	<u>41,228.30</u>		
<b>Group: Equipment</b>												
332		Reclaimer - Caterpillar	9/22/03	190,000.00	0.00	0.00	190,000.00	0.00	190,000.00	0.00	S/L	10.00
401		John Deere 310 SG Backhoe Loader	1/27/04	58,550.00	0.00	0.00	58,550.00	0.00	58,550.00	0.00	S/L	10.00
703		2007 Dodge Quad 4 Dr. 1 Ton (087	3/05/07	28,600.00	0.00	0.00	28,600.00	0.00	28,600.00	0.00	S/L	10.00
710		John Deere 310 SJ Cab 4WD Ext 2	8/13/07	72,328.48	0.00	0.00	72,328.48	0.00	72,328.48	0.00	S/L	10.00
711		2007 52" Pitts Lowboy 1290	9/25/07	44,366.67	0.00	0.00	44,366.67	0.00	44,366.67	0.00	S/L	10.00
810		2008 Dodge 1 Ton Cab & Chassis	10/15/08	28,203.37	0.00	0.00	28,203.37	0.00	28,203.37	0.00	S/L	10.00
916		Top Hat 30' Gooseneck(8095)	11/02/09	8,635.00	0.00	0.00	8,635.00	0.00	8,635.00	0.00	S/L	10.00
1003		2010 Dodge Ram #1668	1/27/10	32,300.00	0.00	0.00	32,300.00	0.00	32,300.00	0.00	S/L	5.00
1005		2010 Kubota M7040DTC-1 4WD T	3/31/10	37,073.40	0.00	0.00	37,073.40	0.00	37,073.40	0.00	S/L	10.00
1009		2010 Dodge Ram #6550	7/06/10	27,545.00	0.00	0.00	27,545.00	0.00	27,545.00	0.00	S/L	5.00
1013	d	2011 Ford F750 Dump #8691	11/10/10	58,989.00	0.00	0.00	58,989.00	0.00	58,989.00	0.00	S/L	10.00
1106		2003 Mack Truck (#6123)	3/24/11	37,555.00	0.00	0.00	37,555.00	0.00	37,555.00	0.00	S/L	10.00
1212	d	2012 Ford F750 Dump Truck (8854	10/02/12	76,989.00	0.00	0.00	76,989.00	0.00	76,989.00	0.00	S/L	10.00
1213		2012 Ford F750 Dump Truck (8857	10/08/12	76,989.00	0.00	0.00	76,989.00	0.00	76,989.00	0.00	S/L	10.00
1214		2012 Dodge 5500 Cab & Chassis (1	11/14/12	36,759.00	0.00	0.00	36,759.00	0.00	36,759.00	0.00	S/L	5.00
1302		2012 JD 770G Motor Grader (#744	2/11/13	210,000.00	0.00	0.00	208,250.00	1,750.00	210,000.00	0.00	S/L	10.00
1307		2013 Ford F-250 (#5030)	4/26/13	27,904.75	0.00	0.00	27,904.75	0.00	27,904.75	0.00	S/L	5.00
1311		2014 JD 310SK Backhoe (#2817)	10/29/13	88,800.00	0.00	0.00	81,400.00	7,400.00	88,800.00	0.00	S/L	10.00
1312		20' Rear Cradle Boom Mower (#85	12/04/13	53,353.00	0.00	0.00	48,462.31	4,890.69	53,353.00	0.00	S/L	10.00
1313		2013 JD 6105D Cab Tractor (#1109	12/12/13	46,289.22	0.00	0.00	42,046.02	4,243.20	46,289.22	0.00	S/L	10.00
1408		2015 Ford F250 (#3401)	5/05/14	28,845.70	0.00	0.00	28,845.70	0.00	28,845.70	0.00	S/L	5.00
1414		Kubota 4WD Tractor (#55925)	10/02/14	41,985.10	0.00	0.00	34,637.71	4,198.51	38,836.22	3,148.88	S/L	10.00
1417		Kubota 4WD Tractor (#56994)	11/21/14	41,985.10	0.00	0.00	33,937.96	4,198.51	38,136.47	3,848.63	S/L	10.00
1419		Delco Cobalt Pressure Washer/Tiger	12/08/14	8,050.00	0.00	0.00	6,507.08	805.00	7,312.08	737.92	S/L	10.00
1504		2015 Chev 1500 HD Truck #7529	3/09/15	23,894.00	0.00	0.00	23,894.00	0.00	23,894.00	0.00	S/L	5.00
1511		2016 Ford F750 Dump Truck #150	11/19/15	75,408.50	0.00	0.00	53,414.35	7,540.85	60,955.20	14,453.30	S/L	10.00
1605		2015 JD 210G Excavator	6/06/16	177,000.00	0.00	0.00	116,525.00	17,700.00	134,225.00	42,775.00	S/L	10.00
1702		2015 John Deere 770G Motor Grad	3/28/17	226,000.00	0.00	0.00	129,950.00	22,600.00	152,550.00	73,450.00	S/L	10.00
1711		Repairs to #1003	10/24/17	5,916.90	0.00	0.00	5,916.90	0.00	5,916.90	0.00	S/L	5.00
1801		2018 Dodge Ram 1500 PU #8840	1/29/18	35,192.75	0.00	0.00	34,606.20	586.55	35,192.75	0.00	S/L	5.00
1904		2019 Ford F450 4x4 (#8509) w/CM	6/06/19	62,109.00	0.00	0.00	44,511.45	12,421.80	56,933.25	5,175.75	S/L	5.00
2006		2020 Dodge Ram 2500 (#6863)	9/29/20	56,747.00	0.00	0.00	25,536.15	11,349.40	36,885.55	19,861.45	S/L	5.00
2008		2021 Ford F-750 (#4228)	10/13/20	73,569.00	0.00	0.00	16,553.03	7,356.90	23,909.93	49,659.07	S/L	10.00
2104		2020 JD 60G Excavator	1/28/21	55,992.50	0.00	0.00	10,731.90	5,599.25	16,331.15	39,661.35	S/L	10.00
2106		Car-Tex 82"x20' Bumper Pull Utilit	2/24/21	5,975.00	0.00	0.00	1,095.42	597.50	1,692.92	4,282.08	S/L	10.00
2107	d	New Holland C345 Track Loader w	5/28/21	78,850.85	0.00	0.00	12,484.72	5,256.72	17,741.44	61,109.41	S/L	10.00
2120		Repairs #1302	2/11/21	15,272.05	0.00	0.00	2,927.15	1,527.21	4,454.36	10,817.69	S/L	10.00
2204		Case 580SN Backhoe	3/02/22	128,895.79	0.00	0.00	10,741.32	12,889.58	23,630.90	105,264.89	S/L	10.00
2207		2022 Landpride 12' Cutter	4/05/22	15,900.00	0.00	0.00	1,192.50	1,590.00	2,782.50	13,117.50	S/L	10.00
2208		2022 Landpride 10' Flex Wing Cutt	4/05/22	18,900.00	0.00	0.00	1,417.50	1,890.00	3,307.50	15,592.50	S/L	10.00
2302		2017 Freightliner 125 (#3063)	2/17/23	65,237.78	0.00c	0.00	0.00	5,436.48	5,436.48	59,801.30	S/L	10.00
2306		2023 Chevrolet 250 HD Silverado (	3/17/23	62,377.32	0.00c	0.00	0.00	9,356.60	9,356.60	53,020.72	S/L	5.00
2309		2023 Brazos 40' Pit Boxx Belly Dur	3/08/23	34,850.00	0.00c	0.00	0.00	2,904.17	2,904.17	31,945.83	S/L	10.00

**Book Asset Detail 1/01/23 - 12/31/23**

FYE: 12/31/2023

Asset	d t	Property Description	Date In Service	Book Cost	Book Sec 179 Exp c	Book Sal Value	Book Prior Depreciation	Book Current Depreciation	Book End Depr	Book Net Book Value	Book Method	Book Period
<b>Division: Road &amp; Bridge - 3   Group: Equipment (continued)</b>												
2318		96x20 Triple Axle Gooseneck Trail	10/06/23	10,144.12	0.00c	0.00	0.00	253.60	253.60	9,890.52	S/L	10.00
2320		2023 Kubota F Series Track Loader	11/28/23	72,541.29	0.00c	0.00	0.00	604.51	604.51	71,936.78	S/L	10.00
2321		96x24 Triple Axle Trailer	11/15/23	10,519.84	0.00c	0.00	0.00	175.33	175.33	10,344.51	S/L	10.00
2327		Engine Overhaul #1212	8/07/23	11,946.89	0.00c	0.00	0.00	497.79	497.79	11,449.10	S/L	10.00
5713		John Deere Dozer 1417	6/30/97	102,536.00	0.00	0.00	102,536.00	0.00	102,536.00	0.00	S/L	10.00
8151		#703-Dump Body	3/13/19	8,270.00	0.00	0.00	3,170.17	827.00	3,997.17	4,272.83	S/L	10.00
<b>Equipment</b>				<u>2,796,142.37</u>	<u>0.00c</u>	<u>0.00</u>	<u>1,924,078.21</u>	<u>156,447.15</u>	<u>2,080,525.36</u>	<u>715,617.01</u>		
<b>*Less: Dispositions and Transfers</b>				<u>214,828.85</u>	<u>0.00</u>	<u>0.00</u>	<u>148,462.72</u>	<u>0.00</u>	<u>153,719.44</u>	<u>61,109.41</u>		
<b>Net Equipment</b>				<u><u>2,581,313.52</u></u>	<u><u>0.00c</u></u>	<u><u>0.00</u></u>	<u><u>1,775,615.49</u></u>	<u><u>156,447.15</u></u>	<u><u>1,926,805.92</u></u>	<u><u>654,507.60</u></u>		
<b>Group: Land</b>												
8091		Land - Precinct 3	4/06/15	263,375.05	0.00	0.00	0.00	0.00	0.00	263,375.05	Land	0.00
8092		Land - Precinct 3	4/15/15	168,752.19	0.00	0.00	0.00	0.00	0.00	168,752.19	Land	0.00
<b>Land</b>				<u>432,127.24</u>	<u>0.00c</u>	<u>0.00</u>	<u>0.00</u>	<u>0.00</u>	<u>0.00</u>	<u>432,127.24</u>		
<b>Road &amp; Bridge - 3</b>				<u>3,273,492.61</u>	<u>0.00c</u>	<u>0.00</u>	<u>1,927,168.45</u>	<u>157,351.61</u>	<u>2,084,520.06</u>	<u>1,188,972.55</u>		
<b>*Less: Dispositions and Transfers</b>				<u>214,828.85</u>	<u>0.00</u>	<u>0.00</u>	<u>148,462.72</u>	<u>0.00</u>	<u>153,719.44</u>	<u>61,109.41</u>		
<b>Net Road &amp; Bridge - 3</b>				<u><u>3,058,663.76</u></u>	<u><u>0.00c</u></u>	<u><u>0.00</u></u>	<u><u>1,778,705.73</u></u>	<u><u>157,351.61</u></u>	<u><u>1,930,800.62</u></u>	<u><u>1,127,863.14</u></u>		

Book Asset Detail 1/01/23 - 12/31/23

FYE: 12/31/2023

Asset	d t	Property Description	Date In Service	Book Cost	Book Sec 179 Exp c	Book Sal Value	Book Prior Depreciation	Book Current Depreciation	Book End Depr	Book Net Book Value	Book Method	Book Period
<b>Division: Road &amp; Bridge - 4</b>												
<b>Group: Equipment</b>												
331		Mixer Soil Stabilizer - Caterpillar	9/22/03	174,600.00	0.00	0.00	174,600.00	0.00	174,600.00	0.00	S/L	10.00
501		2005 JD 310SG Backhoe (2977)	1/13/05	64,002.07	0.00	0.00	64,002.07	0.00	64,002.07	0.00	S/L	10.00
507		2005 CAT RM250C Reclaimer (037	11/30/05	288,500.00	0.00	0.00	288,500.00	0.00	288,500.00	0.00	S/L	10.00
807		2008 Dodge 3/4 Ton 4WD Truck (4	6/09/08	33,444.00	0.00	0.00	33,444.00	0.00	33,444.00	0.00	S/L	10.00
902		2009 Kenworth(0196)	1/14/09	103,746.00	0.00	0.00	103,746.00	0.00	103,746.00	0.00	S/L	10.00
906		2009 JD 770G Motorgrader	3/09/09	203,084.00	0.00	0.00	203,084.00	0.00	203,084.00	0.00	S/L	10.00
910		2009 Chev Silverado(1393)	6/22/09	20,965.00	0.00	0.00	20,965.00	0.00	20,965.00	0.00	S/L	5.00
1008		2011 Kenworth T370 Dump #1879	6/23/10	82,258.00	0.00	0.00	82,258.00	0.00	82,258.00	0.00	S/L	10.00
1011		2011 Ford F250 #0538	9/29/10	19,916.50	0.00	0.00	19,916.50	0.00	19,916.50	0.00	S/L	5.00
1110	d	Delco Equalizer Pressure Washer (#	9/02/11	5,899.00	0.00	0.00	5,899.00	0.00	5,899.00	0.00	S/L	10.00
1112		2012 Neckover Flatbed Trailer	10/11/11	8,076.00	0.00	0.00	8,076.00	0.00	8,076.00	0.00	S/L	10.00
1113		2011 Ford F150 Supercab (#0310)	10/26/11	28,358.80	0.00	0.00	28,358.80	0.00	28,358.80	0.00	S/L	5.00
1115		2012 Kenworth T370 (#3413)	11/17/11	80,982.48	0.00	0.00	80,982.48	0.00	80,982.48	0.00	S/L	10.00
1116		2012 Dodge Ram 2500 4WD (#084	11/28/11	39,917.00	0.00	0.00	39,917.00	0.00	39,917.00	0.00	S/L	5.00
1205		2012 JD 310SJ Backhoe (7867)	1/31/12	82,700.00	0.00	0.00	82,700.00	0.00	82,700.00	0.00	S/L	10.00
1401		2013 JD 770G Motor Grader (#265	1/07/14	220,200.00	0.00	0.00	198,180.00	22,020.00	220,200.00	0.00	S/L	10.00
1405		Rear Cradle Boom Mower (MF123	3/09/14	53,353.00	0.00	0.00	44,016.22	5,335.30	49,351.52	4,001.48	S/L	10.00
1502		2015 John Deere 310SK Backhoe #6	1/30/15	88,800.00	0.00	0.00	70,300.00	8,880.00	79,180.00	9,620.00	S/L	10.00
1510		2014 John Deere 210G Trackhoe #1	8/05/15	165,000.00	0.00	0.00	122,375.00	16,500.00	138,875.00	26,125.00	S/L	10.00
1602	d	2016 Kubota M5-111HDC Cab Tra	2/05/16	51,305.40	0.00	0.00	35,486.24	2,137.73	37,623.97	13,681.43	S/L	10.00
1603		2016 Dodge Ram 4500 Cab & Chas	3/24/16	47,207.00	0.00	0.00	47,207.00	0.00	47,207.00	0.00	S/L	5.00
1604		2000 Dynaweld Lowboy Trailer	2/29/16	36,582.12	0.00	0.00	24,997.77	3,658.21	28,655.98	7,926.14	S/L	10.00
1609		Mechanic Bed @ #1603 Dodge Tru	4/21/16	5,924.95	0.00	0.00	5,924.95	0.00	5,924.95	0.00	S/L	5.00
1610		5th Wheel on Truck #902	4/21/16	9,228.22	0.00	0.00	9,228.22	0.00	9,228.22	0.00	S/L	5.00
1701		15' Modern Predator Cutter (#9362	1/09/17	13,500.00	0.00	0.00	8,100.00	1,350.00	9,450.00	4,050.00	S/L	10.00
1707		2018 Dodge Ram 2500 PU (#2077)	11/10/17	39,099.61	0.00	0.00	39,099.61	0.00	39,099.61	0.00	S/L	5.00
1802		Modern Predator 15' Cutter	4/11/18	13,400.00	0.00	0.00	6,365.00	1,340.00	7,705.00	5,695.00	S/L	10.00
1803		M5-M111HDC-M Series Kubota Ti	7/06/18	50,598.83	0.00	0.00	22,769.46	5,059.88	27,829.34	22,769.49	S/L	10.00
1805		2018 Ford F-350 #3647	11/07/18	47,299.00	0.00	0.00	39,415.83	7,883.17	47,299.00	0.00	S/L	5.00
1901		2018 Dodge Ram 2500 (#3534)	2/05/19	44,299.00	0.00	0.00	34,700.88	8,859.80	43,560.68	738.32	S/L	5.00
1903		2018 Ford F750 Dump (#4358)	5/09/19	81,890.00	0.00	0.00	30,026.33	8,189.00	38,215.33	43,674.67	S/L	10.00
2002		2020 Neckover Trailer (#3184)	3/31/20	12,793.00	0.00	0.00	3,518.08	1,279.30	4,797.38	7,995.62	S/L	10.00
2007		2020 Kobelco SK55 Mini Excavator	9/29/20	69,221.81	0.00	0.00	15,574.91	6,922.18	22,497.09	46,724.72	S/L	10.00
2009		2021 Ford F-750 (#4227)	10/13/20	73,569.00	0.00	0.00	16,553.03	7,356.90	23,909.93	49,659.07	S/L	10.00
2011		2021 Ford F-750 (#4226)	12/31/20	73,569.00	0.00	0.00	14,713.80	7,356.90	22,070.70	51,498.30	S/L	10.00
2012		Brush Cutter on #2007	12/22/20	10,653.38	0.00	0.00	2,130.68	1,065.34	3,196.02	7,457.36	S/L	10.00
2101		2021 Car-Tex Utility Trailer	1/27/21	5,895.00	0.00	0.00	1,129.88	589.50	1,719.38	4,175.62	S/L	10.00
2105		2020 JD 60G Excavator	1/28/21	72,766.66	0.00	0.00	13,946.95	7,276.67	21,223.62	51,543.04	S/L	10.00
2109		Case 580NEP Backhoe	4/23/21	91,500.00	0.00	0.00	15,250.00	9,150.00	24,400.00	67,100.00	S/L	10.00
2113		Portable Pressure Washer	6/21/21	6,000.00	0.00	0.00	900.00	600.00	1,500.00	4,500.00	S/L	10.00
2121		Repairs #1901	7/16/21	8,194.79	0.00	0.00	2,321.86	1,638.96	3,960.82	4,233.97	S/L	5.00
2201		Case F110A Tractor w/ Samurai 22'	1/24/22	155,157.80	0.00	0.00	14,222.80	15,515.78	29,738.58	125,419.22	S/L	10.00
2210		2022 Dodge Ram Crew Cab (#6387	12/30/22	64,992.00	0.00	0.00	0.00	12,998.40	12,998.40	51,993.60	S/L	5.00
2212		Repairs #1502	1/13/22	8,709.28	0.00	0.00	870.93	870.93	1,741.86	6,967.42	S/L	10.00
2213	d	Repairs #1602	3/09/22	7,387.44	0.00	0.00	615.62	307.81	923.43	6,464.01	S/L	10.00
2311		Car-Tex 82"x25' Triple Axle Lowbo	4/18/23	12,105.00	0.00c	0.00	0.00	807.00	807.00	11,298.00	S/L	10.00
2312		2023 Kubota M5-111HDC Cab Tra	6/14/23	66,477.39	0.00c	0.00	0.00	3,877.85	3,877.85	62,599.54	S/L	10.00
2316		John Deere 6110M Cab Tractor w/ l	8/23/23	127,693.68	0.00c	0.00	0.00	4,256.46	4,256.46	123,437.22	S/L	10.00



**Book Asset Detail 1/01/23 - 12/31/23**

FYE: 12/31/2023

Asset	d t	Property Description	Date In Service	Book Cost	Book Sec 179 Exp c	Book Sal Value	Book Prior Depreciation	Book Current Depreciation	Book End Depr	Book Net Book Value	Book Method	Book Period
<b>Division: Road &amp; Bridge - 4   Group: Equipment (continued)</b>												
2317		2023 Kuhn EL 92-230 Tiller	9/05/23	13,060.00	0.00c	0.00	0.00	435.33	435.33	12,624.67	S/L	10.00
2323		Grapple on #2316	11/28/23	7,103.00	0.00c	0.00	0.00	59.19	59.19	7,043.81	S/L	10.00
2328		Turbo #1008	1/13/23	9,693.57	0.00c	0.00	0.00	969.36	969.36	8,724.21	S/L	10.00
<b>Equipment</b>				3,100,677.78	0.00c	0.00	2,076,389.90	174,546.95	2,250,936.85	849,740.93		
<b>*Less: Dispositions and Transfers</b>				64,591.84	0.00	0.00	42,000.86	0.00	44,446.40	20,145.44		
<b>Net Equipment</b>				<u>3,036,085.94</u>	<u>0.00c</u>	<u>0.00</u>	<u>2,034,389.04</u>	<u>174,546.95</u>	<u>2,206,490.45</u>	<u>829,595.49</u>		
<b>Group: Land</b>												
7945		LAND - Pit Pct. 4	4/20/07	122,600.00	0.00	0.00	0.00	0.00	0.00	122,600.00	Land	0.00
<b>Land</b>				<u>122,600.00</u>	<u>0.00c</u>	<u>0.00</u>	<u>0.00</u>	<u>0.00</u>	<u>0.00</u>	<u>122,600.00</u>		
<b>Road &amp; Bridge - 4</b>				3,223,277.78	0.00c	0.00	2,076,389.90	174,546.95	2,250,936.85	972,340.93		
<b>*Less: Dispositions and Transfers</b>				64,591.84	0.00	0.00	42,000.86	0.00	44,446.40	20,145.44		
<b>Net Road &amp; Bridge - 4</b>				<u>3,158,685.94</u>	<u>0.00c</u>	<u>0.00</u>	<u>2,034,389.04</u>	<u>174,546.95</u>	<u>2,206,490.45</u>	<u>952,195.49</u>		

**Book Asset Detail 1/01/23 - 12/31/23**

FYE: 12/31/2023

Asset	d t	Property Description	Date In Service	Book Cost	Book Sec 179 Exp c	Book Sal Value	Book Prior Depreciation	Book Current Depreciation	Book End Depr	Book Net Book Value	Book Method	Book Period
<b>Division: Road &amp; Bridge - 5</b>												
<b>Group: Buildings</b>												
5369		New Office @ Warehouse	6/30/90	11,778.00	0.00	1,178.00	7,102.00	212.00	7,314.00	4,464.00	S/L	50.00
<b>Buildings</b>				<u>11,778.00</u>	<u>0.00c</u>	<u>1,178.00</u>	<u>7,102.00</u>	<u>212.00</u>	<u>7,314.00</u>	<u>4,464.00</u>		
<b>Group: Computers &amp; Peripherals</b>												
2324		Video Surveillance Camera System	11/01/23	21,101.00	0.00c	0.00	0.00	703.37	703.37	20,397.63	S/L	5.00
2326		Panasonic Laptop w/ Dock & Rec P	12/31/23	7,661.30	0.00c	0.00	0.00	0.00	0.00	7,661.30	S/L	5.00
5321	d	Office Base Motorola Radio	6/30/89	10,710.00	0.00	0.00	10,710.00	0.00	10,710.00	0.00	S/L	5.00
7944		MTR 2000 Repeater	6/19/07	7,590.00	0.00	0.00	7,590.00	0.00	7,590.00	0.00	S/L	5.00
8108	d	NECSV9100 Phone System	8/20/15	5,080.00	0.00	0.00	5,080.00	0.00	5,080.00	0.00	S/L	5.00
8152		Diagnostic Tablet (Scan Tool)	11/18/19	9,994.00	0.00	0.00	6,162.97	1,998.80	8,161.77	1,832.23	S/L	5.00
<b>Computers &amp; Peripherals</b>				62,136.30	0.00c	0.00	29,542.97	2,702.17	32,245.14	29,891.16		
<b>*Less: Dispositions and Transfers</b>				15,790.00	0.00	0.00	15,790.00	0.00	15,790.00	0.00		
<b>Net Computers &amp; Peripherals</b>				<u>46,346.30</u>	<u>0.00c</u>	<u>0.00</u>	<u>13,752.97</u>	<u>2,702.17</u>	<u>16,455.14</u>	<u>29,891.16</u>		
<b>Group: Equipment</b>												
72	d	Sliding Gate w/Operation from War	6/30/97	6,550.00	0.00	655.00	5,895.00	0.00	5,895.00	655.00	S/L	20.00
813		6000 Gal Skid Tank	12/31/08	16,900.00	0.00	0.00	16,900.00	0.00	16,900.00	0.00	S/L	10.00
908		2009 Ford (5868)	4/20/09	27,793.42	0.00	0.00	27,793.42	0.00	27,793.42	0.00	S/L	5.00
1206		2012 Dodge Ram 1500 Quad (0095	2/21/12	21,785.00	0.00	0.00	21,785.00	0.00	21,785.00	0.00	S/L	5.00
1406		2014 Dodge Ram (#3474)	3/26/14	37,105.00	0.00	0.00	37,105.00	0.00	37,105.00	0.00	S/L	5.00
2013		48 KW Diesel Generator	7/07/20	24,501.89	0.00	0.00	6,125.47	2,450.19	8,575.66	15,926.23	S/L	10.00
2111		2021 Ford F250 4x4 #9597	5/27/21	32,764.50	0.00	0.00	10,375.43	6,552.90	16,928.33	15,836.17	S/L	5.00
2114		2021 Hustler Lawnmower	7/27/21	7,559.00	0.00	0.00	2,141.72	1,511.80	3,653.52	3,905.48	S/L	5.00
2209		Coats Tire Balancer	1/26/22	5,699.00	0.00	0.00	522.41	569.90	1,092.31	4,606.69	S/L	10.00
2325		4 - HAENNI WL 101 Wheel Load	12/01/23	23,380.00	0.00c	0.00	0.00	194.83	194.83	23,185.17	S/L	10.00
2329		Custom Gate - Road & Bridge	10/31/23	18,193.69	0.00c	0.00	0.00	151.61	151.61	18,042.08	S/L	20.00
5440		Fuel Tanks -2	6/30/91	7,178.00	0.00	718.00	6,460.00	0.00	6,460.00	718.00	S/L	20.00
8130		K800 Gas Keyless System	4/19/18	17,524.00	0.00	0.00	8,177.87	1,752.40	9,930.27	7,593.73	S/L	10.00
8204		2022 Chevrolet Silverado (#8430)	10/19/22	46,597.44	0.00	0.00	1,553.25	9,319.49	10,872.74	35,724.70	S/L	5.00
<b>Equipment</b>				293,530.94	0.00c	1,373.00	144,834.57	22,503.12	167,337.69	126,193.25		
<b>*Less: Dispositions and Transfers</b>				6,550.00	0.00	655.00	5,895.00	0.00	5,895.00	655.00		
<b>Net Equipment</b>				<u>286,980.94</u>	<u>0.00c</u>	<u>718.00</u>	<u>138,939.57</u>	<u>22,503.12</u>	<u>161,442.69</u>	<u>125,538.25</u>		
<b>Road &amp; Bridge - 5</b>				367,445.24	0.00c	2,551.00	181,479.54	25,417.29	206,896.83	160,548.41		
<b>*Less: Dispositions and Transfers</b>				22,340.00	0.00	655.00	21,685.00	0.00	21,685.00	655.00		
<b>Net Road &amp; Bridge - 5</b>				<u>345,105.24</u>	<u>0.00c</u>	<u>1,896.00</u>	<u>159,794.54</u>	<u>25,417.29</u>	<u>185,211.83</u>	<u>159,893.41</u>		

**Book Asset Detail 1/01/23 - 12/31/23**

FYE: 12/31/2023

Asset	d t	Property Description	Date In Service	Book Cost	Book Sec 179 Exp c	Book Sal Value	Book Prior Depreciation	Book Current Depreciation	Book End Depr	Book Net Book Value	Book Method	Book Period
<b>Division: Sheriff</b>												
<b>Group: Buildings</b>												
5305		Printing, Plans, & Spec Annex	6/30/90	2,222,320.00	0.00	222,232.00	1,340,058.48	40,001.76	1,380,060.24	842,259.76	S/L	50.00
8015		Sheriff's Office Renovation 2011	6/20/11	537,674.60	0.00	0.00	123,665.14	10,753.49	134,418.63	403,255.97	S/L	50.00
8180		Sheriff's Office Sewer Upgrade	11/04/22	17,000.00	0.00	0.00	56.67	340.00	396.67	16,603.33	S/L	50.00
<b>Buildings</b>				<u>2,776,994.60</u>	<u>0.00c</u>	<u>222,232.00</u>	<u>1,463,780.29</u>	<u>51,095.25</u>	<u>1,514,875.54</u>	<u>1,262,119.06</u>		
<b>Group: Computers &amp; Peripherals</b>												
7923		MTR2000 Repeater System	4/07/06	10,581.95	0.00	0.00	10,581.95	0.00	10,581.95	0.00	S/L	5.00
7995		2 - TacSight Thermal Imagers	5/25/10	26,190.00	0.00	0.00	26,190.00	0.00	26,190.00	0.00	S/L	5.00
7996		Repeater System	10/14/10	26,957.40	0.00	0.00	26,957.40	0.00	26,957.40	0.00	S/L	5.00
8003		Phone System	3/21/11	12,455.80	0.00	0.00	12,455.80	0.00	12,455.80	0.00	S/L	5.00
8008	d	2-Zetron Radio Consoles	11/08/11	20,881.00	0.00	0.00	20,881.00	0.00	20,881.00	0.00	S/L	5.00
8146		NG Capture 911 Recorder	8/02/19	12,299.09	0.00	0.00	8,404.38	2,459.82	10,864.20	1,434.89	S/L	5.00
8147		NVR Interview Camera	12/17/19	6,150.00	0.00	0.00	3,690.00	1,230.00	4,920.00	1,230.00	S/L	5.00
8226		Watchguard Dash Cam System	10/03/23	7,240.40	0.00c	0.00	0.00	362.02	362.02	6,878.38	S/L	5.00
8243		2-Avtec Dispatch & Radio Consoles	4/13/23	234,121.71	0.00c	0.00	0.00	35,118.26	35,118.26	199,003.45	S/L	5.00
<b>Computers &amp; Peripherals</b>				<u>356,877.35</u>	<u>0.00c</u>	<u>0.00</u>	<u>109,160.53</u>	<u>39,170.10</u>	<u>148,330.63</u>	<u>208,546.72</u>		
<b>*Less: Dispositions and Transfers</b>				<u>20,881.00</u>	<u>0.00</u>	<u>0.00</u>	<u>20,881.00</u>	<u>0.00</u>	<u>20,881.00</u>	<u>0.00</u>		
<b>Net Computers &amp; Peripherals</b>				<u>335,996.35</u>	<u>0.00c</u>	<u>0.00</u>	<u>88,279.53</u>	<u>39,170.10</u>	<u>127,449.63</u>	<u>208,546.72</u>		
<b>Group: Equipment</b>												
7159	d	Fire Radio System	6/30/02	8,056.55	0.00	0.00	8,056.55	0.00	8,056.55	0.00	S/L	5.00
7957		2007 Dodge Charger (#0662)	8/29/07	24,413.50	0.00	0.00	24,413.50	0.00	24,413.50	0.00	S/L	5.00
7965		2008 Chevrolet Silverado(2035)	8/20/08	23,741.00	0.00	0.00	23,741.00	0.00	23,741.00	0.00	S/L	5.00
7989		2011 Ford E350 Econoline Wagon ;	12/14/10	25,666.20	0.00	0.00	25,666.20	0.00	25,666.20	0.00	S/L	5.00
8019		2013 Ford Taurus (7092)	5/01/12	21,372.25	0.00	0.00	21,372.25	0.00	21,372.25	0.00	S/L	5.00
8020		2012 Ford F150 (7463)	5/23/12	28,136.45	0.00	0.00	28,136.45	0.00	28,136.45	0.00	S/L	5.00
8068		2013 Ford Explorer (#4668)	1/29/13	31,752.85	0.00	0.00	31,752.85	0.00	31,752.85	0.00	S/L	5.00
8069		2014 Chev Equinox (#9215)	11/20/13	21,182.00	0.00	0.00	21,182.00	0.00	21,182.00	0.00	S/L	5.00
8072		2013 Ford F-150 (#2342)	1/29/13	33,248.55	0.00	0.00	33,248.55	0.00	33,248.55	0.00	S/L	5.00
8075		2014 Chev Equinox (#4692)	9/12/13	21,182.00	0.00	0.00	21,182.00	0.00	21,182.00	0.00	S/L	5.00
8081	d	2014 Chevrolet Tahoe (#7770)	1/01/14	35,183.00	0.00	0.00	35,183.00	0.00	35,183.00	0.00	S/L	5.00
8084		2014 Ford F150 (#7739)	7/15/14	24,973.22	0.00	0.00	24,973.22	0.00	24,973.22	0.00	S/L	5.00
8086	d	2014 Chevrolet Tahoe (#3733)	12/31/14	26,269.00	0.00	0.00	26,269.00	0.00	26,269.00	0.00	S/L	5.00
8089		2014 Yamaha Bear Boat (A414) &	2/26/14	25,631.47	0.00	0.00	25,631.47	0.00	25,631.47	0.00	S/L	5.00
8095		80 KW Generator - Sheriff's Office	12/11/15	35,472.20	0.00	0.00	25,126.14	3,547.22	28,673.36	6,798.84	S/L	10.00
8097		2015 Chev Tahoe #2377	1/22/15	29,824.44	0.00	0.00	29,824.44	0.00	29,824.44	0.00	S/L	5.00
8098	d	2015 Chev Tahoe #2275	1/22/15	29,824.44	0.00	0.00	29,824.44	0.00	29,824.44	0.00	S/L	5.00
8099		2015 Chev 1500 Crew Cab Silver #	7/30/15	26,923.20	0.00	0.00	26,923.20	0.00	26,923.20	0.00	S/L	5.00
8102		2016 Chev Equinox Silver #4125	11/30/15	19,110.00	0.00	0.00	19,110.00	0.00	19,110.00	0.00	S/L	5.00
8109		2015 Chev Tahoe Silver #6940	2/13/15	32,208.64	0.00	0.00	32,208.64	0.00	32,208.64	0.00	S/L	5.00
8113		2016 Ford Interceptor Utility	2/04/16	25,934.50	0.00	0.00	25,934.50	0.00	25,934.50	0.00	S/L	5.00
8114		2016 1/2 Ton Crew Cab Chevrolet	5/18/16	29,675.00	0.00	0.00	29,675.00	0.00	29,675.00	0.00	S/L	5.00
8115		2017 Ford Interceptor	8/18/16	26,879.50	0.00	0.00	26,879.50	0.00	26,879.50	0.00	S/L	5.00
8116		2016 Polaris Ranger	11/18/16	15,573.85	0.00	0.00	15,573.85	0.00	15,573.85	0.00	S/L	5.00
8117		2017 Chevrolet Traverse	12/31/16	25,815.00	0.00	0.00	25,815.00	0.00	25,815.00	0.00	S/L	5.00
8122		2017 Ford Explorer (#7937)	2/20/17	26,637.00	0.00	0.00	26,637.00	0.00	26,637.00	0.00	S/L	5.00

Book Asset Detail 1/01/23 - 12/31/23

FYE: 12/31/2023

Asset	d t	Property Description	Date In Service	Book Cost	Book Sec 179 Exp c	Book Sal Value	Book Prior Depreciation	Book Current Depreciation	Book End Depr	Book Net Book Value	Book Method	Book Period
<b>Division: Sheriff   Group: Equipment (continued)</b>												
8123		2017 Tahoe (#5332)	10/02/17	31,938.00	0.00	0.00	31,938.00	0.00	31,938.00	0.00	S/L	5.00
8124		2017 Ford Taurus (#3211)	10/18/17	21,982.00	0.00	0.00	21,982.00	0.00	21,982.00	0.00	S/L	5.00
8125		2018 Tahoe (#6795)	12/19/17	32,703.44	0.00	0.00	32,703.44	0.00	32,703.44	0.00	S/L	5.00
8133		2018 Chev Tahoe Silver #3811	8/11/18	30,204.00	0.00	0.00	26,680.20	3,523.80	30,204.00	0.00	S/L	5.00
8134		2019 Chev Tahoe Silver #7477	12/08/18	32,099.88	0.00	0.00	26,214.92	5,884.96	32,099.88	0.00	S/L	5.00
8144		2019 Chevrolet Tahoe (#3943)	4/24/19	33,635.00	0.00	0.00	24,665.67	6,727.00	31,392.67	2,242.33	S/L	5.00
8145		2019 Chevrolet Silverado (#1982)	5/07/19	36,260.00	0.00	0.00	26,590.67	7,252.00	33,842.67	2,417.33	S/L	5.00
8148		Matrice 200 V2.0 Drone w/Zenmus	12/31/19	17,839.10	0.00	0.00	10,703.46	3,567.82	14,271.28	3,567.82	S/L	5.00
8167		2020 Chev Tahoe (#8280)	4/07/20	33,685.00	0.00	0.00	18,526.75	6,737.00	25,263.75	8,421.25	S/L	5.00
8168		2020 Chev Tahoe (#4670)	4/07/20	33,685.00	0.00	0.00	18,526.75	6,737.00	25,263.75	8,421.25	S/L	5.00
8169		Repairs to 2020 Chev Tahoe (#4670)	9/28/20	22,607.93	0.00	0.00	10,173.58	4,521.59	14,695.17	7,912.76	S/L	5.00
8170		2020 Chev Tahoe (#1994)	5/12/20	33,385.00	0.00	0.00	17,805.33	6,677.00	24,482.33	8,902.67	S/L	5.00
8172		2020 Ford F-150 (#9863)	12/03/20	35,776.00	0.00	0.00	14,906.67	7,155.20	22,061.87	13,714.13	S/L	5.00
8176		2021 Ford Explorer #4858	5/21/21	29,435.50	0.00	0.00	9,321.24	5,887.10	15,208.34	14,227.16	S/L	5.00
8177		2021 Chevrolet Tahoe #7232	6/22/21	36,434.00	0.00	0.00	10,930.20	7,286.80	18,217.00	18,217.00	S/L	5.00
8178		2021 Chevrolet Tahoe #8082	6/22/21	36,034.00	0.00	0.00	10,810.20	7,206.80	18,017.00	18,017.00	S/L	5.00
8179		2020 Ford Explorer #8451	8/26/21	33,950.00	0.00	0.00	9,053.33	6,790.00	15,843.33	18,106.67	S/L	5.00
8181	d	2022 Ford Explorer (#4944)	2/07/22	34,375.00	0.00	0.00	6,302.08	2,291.67	8,593.75	25,781.25	S/L	5.00
8182		2022 Ford Explorer (#5871)	2/07/22	33,975.00	0.00	0.00	6,228.75	6,795.00	13,023.75	20,951.25	S/L	5.00
8183		2022 Ford Explorer (#6534)	2/07/22	33,975.00	0.00	0.00	6,228.75	6,795.00	13,023.75	20,951.25	S/L	5.00
8184		2022 Ford Explorer (#2992)	4/28/22	33,155.00	0.00	0.00	4,420.67	6,631.00	11,051.67	22,103.33	S/L	5.00
8185		2022 Ford Explorer (#4651)	12/15/22	42,275.00	0.00	0.00	704.58	8,455.00	9,159.58	33,115.42	S/L	5.00
8207		Repairs #8134	5/31/22	33,130.88	0.00	0.00	3,865.27	6,626.18	10,491.45	22,639.43	S/L	5.00
8208		Repairs #8144-Transmission	11/18/22	5,291.00	0.00	0.00	88.18	1,058.20	1,146.38	4,144.62	S/L	5.00
8222		2023 Ford Explorer (#2330)	3/09/23	47,662.85	0.00c	0.00	0.00	7,943.81	7,943.81	39,719.04	S/L	5.00
8223		2023 Ford Explorer (#2331)	3/09/23	47,662.85	0.00c	0.00	0.00	7,943.81	7,943.81	39,719.04	S/L	5.00
8224		2023 Dodge Durango (#4371)	3/27/23	43,678.00	0.00c	0.00	0.00	6,551.70	6,551.70	37,126.30	S/L	5.00
8225		2023 Dodge Durango (#4372)	3/27/23	43,678.00	0.00c	0.00	0.00	6,551.70	6,551.70	37,126.30	S/L	5.00
8231		K-9 - "Zago"	4/10/23	12,000.00	0.00c	0.00	0.00	1,800.00	1,800.00	10,200.00	S/L	5.00
8232		1.5 Ton Lennox HVAC Unit-Sherif	5/04/23	7,072.00	0.00c	0.00	0.00	471.47	471.47	6,600.53	S/L	10.00
8240		Repairs - #8168-2020 Chev Tahoe (	11/17/23	24,312.31	0.00c	0.00	0.00	405.21	405.21	23,907.10	S/L	5.00
8244		2023 Dodge Durango (#1035)	6/30/23	44,256.00	0.00c	0.00	0.00	4,425.60	4,425.60	39,830.40	S/L	5.00
8245		2023 Dodge Durango (#1040)	6/30/23	44,256.00	0.00c	0.00	0.00	4,425.60	4,425.60	39,830.40	S/L	5.00
<b>Equipment</b>				1,737,094.55	0.00c	0.00	1,013,710.44	168,672.24	1,182,382.68	554,711.87		
<b>*Less: Dispositions and Transfers</b>				133,707.99	0.00	0.00	105,635.07	0.00	107,926.74	25,781.25		
<b>Net Equipment</b>				1,603,386.56	0.00c	0.00	908,075.37	168,672.24	1,074,455.94	528,930.62		
<b>Group: Furniture</b>												
8012		Spacesaver Filing System	2/24/11	20,567.50	0.00	0.00	20,567.50	0.00	20,567.50	0.00	S/L	10.00
<b>Furniture</b>				20,567.50	0.00c	0.00	20,567.50	0.00	20,567.50	0.00		
<b>Sheriff</b>				4,891,534.00	0.00c	222,232.00	2,607,218.76	258,937.59	2,866,156.35	2,025,377.65		
<b>*Less: Dispositions and Transfers</b>				154,588.99	0.00	0.00	126,516.07	0.00	128,807.74	25,781.25		
<b>Net Sheriff</b>				4,736,945.01	0.00c	222,232.00	2,480,702.69	258,937.59	2,737,348.61	1,999,596.40		

**Book Asset Detail 1/01/23 - 12/31/23**

FYE: 12/31/2023

Asset	id	Property Description	Date In Service	Book Cost	Book Sec 179 Exp c	Book Sal Value	Book Prior Depreciation	Book Current Depreciation	Book End Depr	Book Net Book Value	Book Method	Book Period
<b>Division: Voter Regist</b>												
<b>Group: Buildings</b>												
8164		Voting Machine Storage Room	1/29/20	9,739.01	0.00	0.00	568.11	194.78	762.89	8,976.12	S/L	50.00
<b>Buildings</b>				<u>9,739.01</u>	<u>0.00c</u>	<u>0.00</u>	<u>568.11</u>	<u>194.78</u>	<u>762.89</u>	<u>8,976.12</u>		
<b>Group: Equipment</b>												
8203		40 Express Vote-Universal Voting S	9/27/22	286,146.75	0.00	0.00	7,153.67	28,614.68	35,768.35	250,378.40	S/L	10.00
8212		23 ExpressPoll System & Tablets	4/04/23	31,605.33	0.00c	0.00	0.00	2,370.40	2,370.40	29,234.93	S/L	10.00
<b>Equipment</b>				<u>317,752.08</u>	<u>0.00c</u>	<u>0.00</u>	<u>7,153.67</u>	<u>30,985.08</u>	<u>38,138.75</u>	<u>279,613.33</u>		
<b>Group: Furniture</b>												
8187		Election Equipment Storage Cabine	8/15/22	46,516.00	0.00	0.00	1,938.17	4,651.60	6,589.77	39,926.23	S/L	10.00
8188		Election Equipment Storage Cabine	9/27/22	11,329.31	0.00	0.00	283.23	1,132.93	1,416.16	9,913.15	S/L	10.00
<b>Furniture</b>				<u>57,845.31</u>	<u>0.00c</u>	<u>0.00</u>	<u>2,221.40</u>	<u>5,784.53</u>	<u>8,005.93</u>	<u>49,839.38</u>		
<b>Voter Regist</b>				<u>385,336.40</u>	<u>0.00c</u>	<u>0.00</u>	<u>9,943.18</u>	<u>36,964.39</u>	<u>46,907.57</u>	<u>338,428.83</u>		
<b>Grand Total</b>				<u>58,471,630.92</u>	<u>0.00c</u>	<u>698,027.00</u>	<u>29,044,481.83</u>	<u>1,814,994.63</u>	<u>30,859,476.46</u>	<u>27,612,154.46</u>		
<b>Less: Dispositions and Transfers</b>				<u>1,087,555.90</u>	<u>0.00</u>	<u>22,394.00</u>	<u>727,925.85</u>	<u>0.00</u>	<u>745,019.31</u>	<u>342,536.59</u>		
<b>Net Grand Total</b>				<u>57,384,075.02</u>	<u>0.00c</u>	<u>675,633.00</u>	<u>28,316,555.98</u>	<u>1,814,994.63</u>	<u>30,114,457.15</u>	<u>27,269,617.87</u>		

**PANOLA COUNTY, TEXAS**

**INVITATION TO BID**

RETURN BID TO:

COUNTY JUDGE  
PANOLA COUNTY COURTHOUSE, ROOM 216A  
CARTHAGE, TEXAS 75633

The enclosed INVITATION TO BID (ITB) and accompanying SPECIFICATIONS AND BID SHEET are for your convenience in bidding the enclosed referenced service/products for Panola County.

Sealed bids shall be received no later than:

**9:00 A.M., TUESDAY, JULY 16, 2024**

MARK ENVELOPES

**“DEBRIS & TIMBER REMOVAL - PANOLA COUNTY AIRPORT-SHARPE FIELD-  
AVIATION EASEMENT”**

Bidder shall sign and date the bid. Bids which are not signed and dated can be rejected. Bids must be submitted on the enclosed bid sheets and must be in ink or typewritten.

Panola County appreciates your time and effort in preparing this bid. Please note that all bids must be received at the designated location by the deadline shown. Bids received after the deadline will not be considered for the award of the contract, and shall be considered void and unacceptable. Opening is scheduled to be held in Commissioners Courtroom, Panola County Courthouse, Carthage, Texas. You are invited to attend.

Any questions concerning this Invitation to Bid and specifications should be directed to Airport Manager Robert Duncan at (903) 693-7856 or 903-690-2833.

---

Signature

(1)

**PANOLA COUNTY, TEXAS**

**INVITATION TO BID**

**INSTRUCTIONS/TERMS OF CONTRACT**

By order of the Commissioners' Court of Panola County, Texas, sealed bids will be received for:

**"DEBRIS & TIMBER REMOVAL-PANOLA COUNTY AIRPORT-SHARPE FIELD-AVIATION EASEMENT"**

IT IS UNDERSTOOD that the Commissioners Court of Panola County, Texas reserves the right to reject any or all bids to any or all products and/or services covered in this bid request and to waive informalities or defects in bids or to accept such bids as it shall deem to be in the best interests of Panola County.

BIDS MUST BE submitted on the bid forms included for that purpose in this packet. Bids shall be placed in separate sealed envelopes, with **each page manually signed by a person having the authority to bind the firm in a contract** and marked clearly on the outside as shown below.

SUBMISSION OF BIDS: Sealed bids shall be submitted to:

**COUNTY JUDGE  
PANOLA COUNTY COURTHOUSE, ROOM 216A  
CARTHAGE, TEXAS 75633**

**Not later than 9:00 A.M., TUESDAY, JULY 16, 2024**

Mark Envelopes:

**"DEBRIS & TIMBER REMOVAL-PANOLA COUNTY AIRPORT-SHARPE FIELD-AVIATION EASEMENT"**

**BIDS RECEIVED AFTER OPENING DATE AND TIME WILL NOT BE CONSIDERED**

\_\_\_\_\_  
Signature



**INVITATION TO BID**  
**INSTRUCTIONS/TERMS OF CONTRACT**

**FUNDING:** Funds for payment have been provided through the Panola County Budget adopted by the Commissioners' Court for Fiscal Year 2024.

**LATE BIDS:** Bids received after submission deadline will be considered void and unacceptable. Panola County is not responsible for lateness or non-delivery of mail, carrier, etc.

**ALTERING BIDS:** Bids cannot be altered or amended after submission deadline. Any interlineation, alteration or erasure made before opening time must be initialed by the signer of the bid, guaranteeing authenticity.

**WITHDRAWAL OF BID:** A bid may not be withdrawn or canceled by the bidder without the permission of Panola County for a period of ninety (90) days following the date designated for the receipt of bids, and bidder so agrees upon submission of their bid.

**SALES TAX:** Panola County is exempt by law from payment of Texas Sales Tax and Federal Excise Tax, therefore, the bid shall not include sales tax.

**BID AWARD:** Panola County reserves the right to award bids on the lump sum or unit price basis, whichever is in the best interest of Panola County.

**CONTRACT:** This bid, when properly accepted by Panola County, shall constitute a contract equally binding between the successful bidder and Panola County. No different or additional terms will become a part of this contract with the exception of Change Orders.

**CHANGE ORDERS:** No oral statement of any person shall modify or otherwise change, or affect the terms, conditions or specifications stated in the resulting contract. All change orders to the contract will be made in writing by the Panola County Judge.

**DELIVERY:** All delivery fees and freight or handling charges shall be as stated on the bid and contract forms section and if not so stated no such cost, fee or charge will be paid.

**CONFLICT OF INTEREST:** No public official shall have interest in this contract, in accordance with V.T.C.A., Local Government Code Title 5, Subtitle C, Chapter 171.

**ETHICS:** The bidder shall not offer or accept gifts or anything of value nor enter into any business arrangement with any employee, official or agent of Panola County.

**EXCEPTIONS/SUBSTITUTIONS:** All bids meeting the intent of this invitation to bid will be considered for award. Bidders taking exception to the specifications, or offering substitutions, shall state these exceptions in the section provided or by attachment as part of the bid. The absence of such a list shall indicate that the bidder has not taken exceptions and shall hold the bidder responsible to perform in strict accordance with the

specifications of the invitation. Panola County Commissioners' Court reserves the right to accept any and all or none of the exception(s)/substitution(s) deemed to be in the best interest of the county.

**DESCRIPTIONS:** Any reference to model and/or make/maker used in bid specifications is descriptive, not restrictive. It is used to indicate the type and quality desired. Bids on items of like quality will be considered.

**ADDENDA:** Any interpretations, corrections or changes in this ITB and Specifications will be made by addenda. Sole issuing authority of addenda shall be vested in Panola County. Addenda will be mailed to all who are known to have received a copy of this ITB. Bidders shall acknowledge receipt of all addenda.

**BIDS MUST COMPLY** with all federal, state, county and local laws concerning these types of service.

**DESIGN, STRENGTH, QUALITY** of materials must conform to the highest standards of manufacturing practice.

**MINIMUM STANDARDS FOR RESPONSIBLE PROSPECTIVE BIDDERS:** A prospective bidder must affirmatively demonstrate bidder's responsibility. A prospective bidder must meet the following requirements:

1. have adequate financial resources, or the ability to obtain such resources as required;
2. be able to comply with the required or proposed delivery schedule;
3. have a satisfactory record of performance;
4. have a satisfactory record of integrity and ethics;
5. be otherwise qualified and eligible to receive an award.

Panola County may request any other information sufficient to determine bidder's ability to meet these minimum standards listed above.

**REFERENCES:** Panola County may request bidder to supply a list of at least three (3) references where like services/products have been supplied by their firm.

**BIDDER SHALL PROVIDE** with this bid response, all documentation required by this ITB. Failure to provide this information may result in rejection of bid.

**SUCCESSFUL BIDDER SHALL** defend, indemnify, and save harmless Panola County and all its officers, agents and employees from all suits, actions, or other claims of any character, name and description brought for or on account of any injuries or damages received or sustained by any person, persons or property on account of any negligent act or fault of the successful bidder, or of any agent, employee, subcontractor or supplier in the execution of, or performance under, any contract which may result from bid award. Successful bidder indemnifies and will indemnify and save harmless Panola County from

liability, claim or demand on their part, agents, servants, customers, and/or employees whether such liability, claim or demand arise from event or casualty happening or within the occupied premises themselves or happening upon or in any of the halls, elevators, entrances, stairways or approaches of or to the facilities within which the occupied premises are located. Successful bidder shall pay any judgment costs which may be obtained against Panola County growing out of such injury or damages.

**WAGES:** Successful bidder shall pay or cause to be paid, without cost or expense to Panola County, all Social Security, Unemployment and Federal Income Withholding Taxes of all such employees and all such employees shall be paid wages and benefits as required by Federal and/or State law.

**TERMINATION OF CONTRACT:** This contract shall remain in effect until contract expires, delivery and acceptance of products and/or performance of services ordered or terminated by either party with a thirty (30) days written notice prior to any cancellation. The successful bidder must state therein the reasons for such cancellation. Panola County reserves the right to award canceled contract to the next lowest and best bidder as it deems to be in the best interest of the county.

**TERMINATION FOR DEFAULT:** Panola County reserves the right to enforce the performance of this contract in any manner prescribed by law or deemed to be in the best interest of the county in the event of breach or default of this contract. Panola County reserves the right to terminate the contract immediately in the event the successful bidder fails to:

1. meet schedules;
2. defaults in the payment of any fees; or
3. otherwise perform in accordance with these specifications.

Breach of contract or default authorizes the county to exercise any or all of the following rights:

1. Panola County may take possession of the assigned premises and any fees accrued or becoming due to date;
2. Panola County may take possession of all goods, fixtures and materials of successful bidder therein and may foreclose its lien against such personal property, applying the proceeds toward fees due or thereafter becoming due.

In the event the successful bidder shall fail to perform, keep or observe any of the terms and conditions to be performed, kept or observed, Panola County shall give the successful bidder written notice of such default; and in the event said default is not remedied to the satisfaction and approval of the county within two (2) working days of receipt of such notice by the successful bidder, default will be declared and all the successful bidder's rights shall terminate.

Bidder, in submitting this bid, agrees Panola County shall not be liable to prosecution for damages in the event that the county declared the bidder in default.

**NOTICE:** Any notices provided by this bid (or required by law) to be given to the successful bidder by Panola County shall be conclusively deemed to have been given and received on the next day after such written notice has been deposited in the mail in Carthage, Texas, by Registered or Certified Mail with sufficient postage affixed thereto, addressed to the successful bidder at the address so provided; provided this shall not prevent the giving of actual notice in any other manner.

**PATENTS/COPYRIGHTS:** The successful bidder agrees to protect Panola County from claims involving infringement of patents and/or copyrights.

**CONTRACT ADMINISTRATION:** Panola County may appoint a contract administrator with designated responsibility to ensure compliance with contract requirements. The contract administrator will serve as liaison between Panola County and the successful bidder.

**PURCHASE ORDER:** A purchase order(s) shall be generated by Panola County to the successful bidder. The purchase order number must appear on all itemized invoices and packing slips. Panola County will not be held responsible for any orders placed/delivered without a valid current purchase order number.

**INVOICES** shall show (a) name and address of successful bidder; (b) county purchase order number; and (c) descriptive information as to the item(s) delivered.

**PAYMENT** will be made upon receipt and acceptance by the county of item(s) ordered and receipt of a valid invoice, in accordance with State of Texas Prompt Payment Act, V.T.C.S. Article 601f. Successful bidder is required to pay subcontractors within ten (10) days.

**ITEMS** supplied under this contract shall be subject to Panola County's approval. Items found defective or not meeting specifications shall be picked up and replaced by the successful bidder at no expense to the county. If item is not picked up within one (1) week after notification, the item will become a donation to the county for disposition.

**SAMPLES:** When requested, samples shall be furnished free of expense to Panola County.

**WARRANTY:** Successful bidder shall warrant that all items/services shall conform to the proposed specifications and/or all warranties as stated in the Uniform Commercial Code and be free from all defects in material, workmanship and title.

**REMEDIES:** The successful bidder and Panola County agree that both parties have all rights, duties, and remedies available as stated in the Uniform Commercial Code.

**VENUE:** This agreement will be governed and construed according to the laws of the State of Texas. This agreement is performable in Panola County, Texas.

**ASSIGNMENT:** The successful bidder shall not sell, assign, transfer or convey this contract, in whole or in part, without the prior written consent of Panola County.

**SILENCE OF SPECIFICATIONS:** The apparent silence of these specifications as to any detail or to the apparent omission from it of a detailed description concerning any point, shall be regarded as meaning that only the best commercial practices are to prevail. All interpretations of these specifications shall be made on the basis of this statement.

Each insurance policy to be furnished by successful bidder shall include, by endorsement to the policy, a statement that a notice shall be given to Panola County by certified mail thirty (30) days prior to cancellation or upon any material change in coverage.

**ANY VENDOR THAT CONDUCTS BUSINESS WITH PANOLA COUNTY, WHETHER IT IS FOR GOODS AND/OR SERVICES, MUST MAINTAIN LAWFUL WORKER'S COMPENSATION COVERAGE REQUIREMENTS AND ADEQUATE LIABILITY LIMITATIONS.**

**CERTIFICATE OF INTERESTED PARTIES:** Effective January 1, 2016 all contracts executed by Commissioners Court, regardless of the dollar amount, will require completion of Form 1295 "Certificate of Interested Parties", per Government Code Statute §2252.908. All vendors submitting a response to a formal Bid, or any contracts, contract amendments, renewals or change orders are required to complete the Form 1295 online through the State of Texas Ethics Commission website. Please visit [https://www.ethics.state.tx.us/whatsnew/elf\\_info\\_form1295](https://www.ethics.state.tx.us/whatsnew/elf_info_form1295) for more information.

Texas Government Code Sec. 2270.002 Provision Required in Contract:

1. Bidder does not boycott Israel; and
2. Bidder will not boycott Israel during the term of the contract.

ANY QUESTIONS concerning this INVITATION TO BID AND SPECIFICATIONS should be directed to Panola County Airport Manager Robert Duncan at (903) 693-7856 or (903) 690-2833.

**BID SPECIFICATIONS**

**DEBRIS & TIMBER REMOVAL - PANOLA COUNTY AIRPORT-SHARPE FIELD  
AVIATION EASEMENT**

The purpose of these specifications is to obtain services for clearing debris and trees within the designated perimeters on the more or less 10.20 acres located within the Panola County Airport - Sharpe Field Aviation Easement. Panola County Airport-Sharpe Field is located at 1305 US 79N, Carthage, Texas (See project map attached).

The contractor shall furnish all supervisory and technical personnel, labor, materials, machinery, tools, equipment, and services. The contractor shall perform and complete all work required for clearing the property. The contractor shall provide all necessary safety equipment during all times of demolition.

Weather conditions permitting, work shall be completed no later than October 31, 2024.

To set up a time to visit the property and questions concerning this bid should be directed to Robert Duncan, Airport Manager at (903)693-7856 or (903)690-2833.

---

**Signature**

Exceptions to specifications:

1. \_\_\_\_\_

2. \_\_\_\_\_

3. \_\_\_\_\_

4. \_\_\_\_\_

5. \_\_\_\_\_

\_\_\_\_\_  
Signature



**PANOLA COUNTY, TEXAS**

**DEBRIS & TIMBER REMOVAL - PANOLA COUNTY AIRPORT-SHARPE FIELD  
AVIATION EASEMENT**

**BID FORM**

TOTAL BID: \_\_\_\_\_

COMPANY NAME \_\_\_\_\_

ADDRESS \_\_\_\_\_

\_\_\_\_\_

PHONE NUMBER \_\_\_\_\_

\_\_\_\_\_  
Signature Printed Name Title

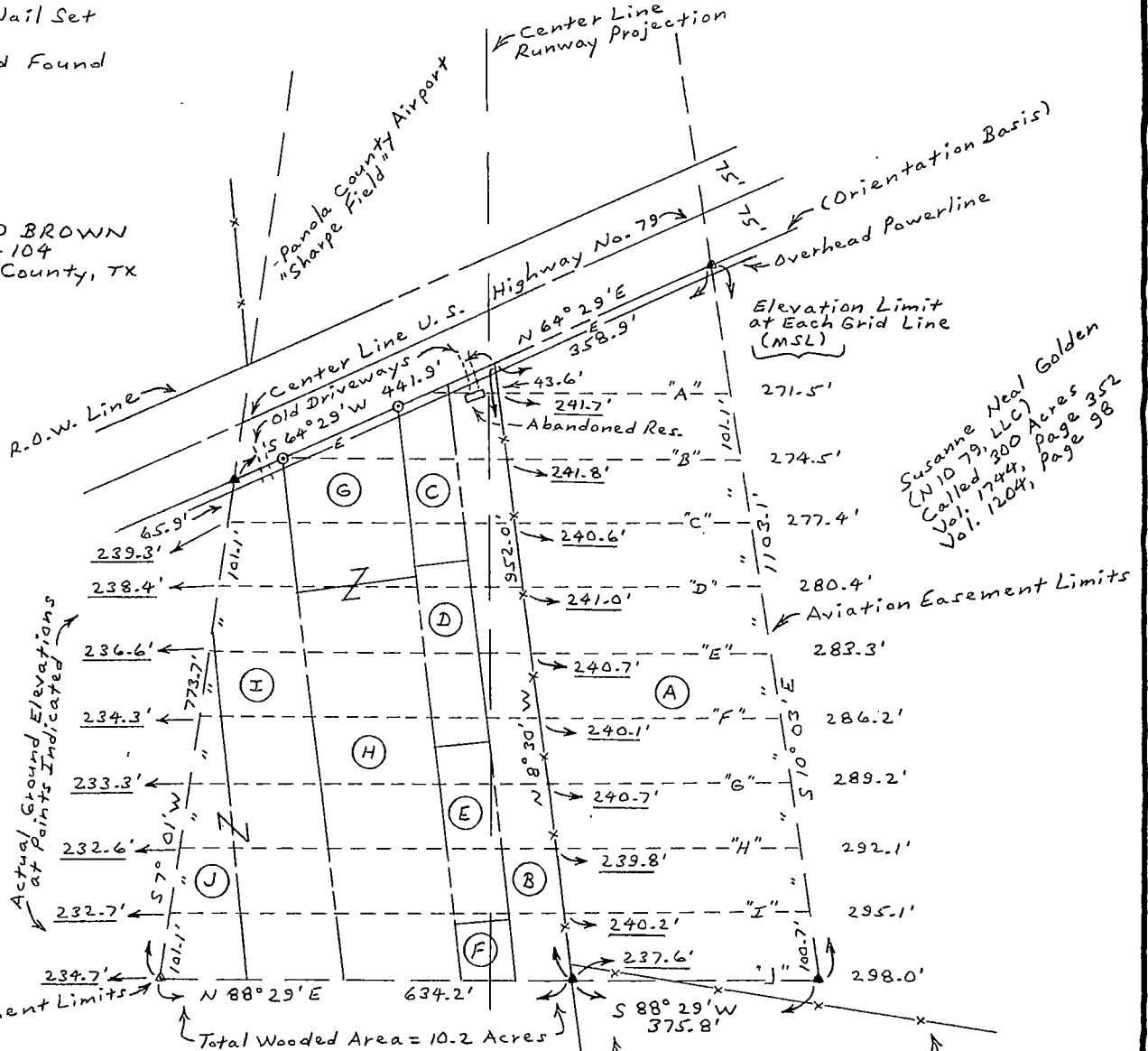
**ACCEPTED:**

\_\_\_\_\_  
COUNTY JUDGE

\_\_\_\_\_  
DATE

- ▲ = Bridge Nail Set
- = Iron Rod Found

DAVID BROWN  
A-104  
Panola County, TX



Susanne Neal Golden  
(N 10 79, LLC)  
Called 200 Acres  
Page 352  
Vol. 1244, Page 98  
Vol. 1204, Page 98

- (D) = 0.5 Acres  
Vol. 905, Page 75
- (E) = 0.5 Acres  
Vol. 905, Page 60
- (F) = 0.15 Acres  
Vol. 905, Page 65
- (G) = 1.00 Acre  
Vol. 898, Page 264
- (H) = 2.6 Acres  
Vol. 898, Page 270
- (I) = 2.36 Acres  
Vol. 898, Page 276
- (J) = 0.85 Acres  
Vol. 898, Page 282
- (A) = 8.44 Acres  
Vol. 907, Page 820
- (B) = 1.72 Acres  
Vol. 921, Page 571
- (C) = 0.5 Acres  
Vol. 905, Page 70

(Deed References to Various Aviation Easements)

Current Ownership References:

- (B) = M. C. Calloway, Est.  
Called 4.27 Ac.  
Vol. 548, Pp. 135, 138  
Vol. 1615, Page 779
- (C) = Darnell Thomas, et ux  
Called 1/2 Ac.  
Vol. 600, Page 534
- (D) = Linda L. Anderson Ellegan  
Called 1/2 Ac.  
Vol. 857, Page 171
- (E) = Curry Thomas, Jr.  
Called 1/2 Ac.  
Vol. 591, Page 86
- (F) = Dolly Graves  
Called 1/2 Ac.  
Vol. 591, Page 86
- (G) = Patrick Williams, Sr.  
Called 4.00 Acres  
Vol. 1626, Page 818
- (H) = Ira Jean Danjels Siris  
Called 16 1/4 & 3.0 Ac.  
"Tract One" & "Tract Two"  
Vol. 1315, Page 435

THIS DOCUMENT MAY NOT BE USED FOR ANY PROPERTY TRANSACTION SUBSEQUENT TO THE ONE FOR WHICH IT HAS BEEN PREPARED.

THIS DOCUMENT DOES NOT REFLECT ANY CHANGES TO THE PROPERTY WHICH MAY HAVE OCCURRED SINCE THE DATE OF THE ORIGINAL SURVEY.

THIS FIRM ASSUMES NO RESPONSIBILITY FOR THE ACCURACY OF THIS DOCUMENT IF PERSONS CHOOSE TO VIOLATE THE COPYRIGHT STATEMENT, AND IGNORE OTHER WARNINGS FOUND HEREON.

This Plat is not to be provided or given to any realtor at any time for any reason or purpose by any known or available method. Doing so constitutes a violation of the copyright found on this plat, and will face all penalties both legal and financial under U. S. Copyright law.

This document is prepared specifically for the parties designated hereon. Only those prints containing the Surveyor's seal should be considered Official and relied upon by the user. It should be assumed to be invalid unless it bears an original "LIVE" blue wet-ink signature. The certification shown hereon shall not apply to any copies. Modifications, alterations,



Form #2201 Rev. 09/2017  
Submit to:  
**SECRETARY OF STATE**  
Government Filings  
Section P O Box 12887  
Austin, TX 78711-2887  
512-463-6334  
512-463-5569 - Fax  
Filing Fee: None



**STATEMENT OF OFFICER**

FILED FOR RECORD  
IN MY OFFICE  
AT 2:20 O'CLOCK P M

JUN 19 2024

BOBBIE DAVIS  
COUNTY CLERK, PANOLA COUNTY, TEXAS  
BY P. DAVIS DEPUTY

**Statement**

I, Jeff Martin, do solemnly swear (or affirm) that I have not directly or indirectly paid, offered, promised to pay, contributed, or promised to contribute any money or thing of value, or promised any public office or employment for the giving or withholding of a vote at the election at which I was elected or as a reward to secure my appointment or confirmation, whichever the case may be, so help me God.

Title of Position to Which Elected/Appointed: Panola County Peace Officer

**Execution**

Under penalties of perjury, I declare that I have read the foregoing statement and that the facts stated therein are true.

Date: 6-14-2024

  
Signature of Officer

Form #2204 Rev 9/2017  
Submit to:  
SECRETARY OF STATE  
Government Filings Section  
P O Box 12887  
Austin, TX 78711-2887  
512-463-6334  
FAX 512-463-5569  
Filing Fee: None



OATH OF OFFICE

This space reserved for office use  
FILED FOR RECORD  
IN MY OFFICE  
AT 2:20 O'CLOCK P M

JUN 19 2024

BOBBIE DAVIS  
COUNTY CLERK, PANOLA COUNTY, TEXAS  
BY B. Davis DEPUTY

IN THE NAME AND BY THE AUTHORITY OF THE STATE OF TEXAS,  
I, Jeff Martin, do solemnly swear (or affirm), that I will faithfully  
execute the duties of the office of Panola County Peace Officer of  
the State of Texas, and will to the best of my ability preserve, protect, and defend the Constitution and laws  
of the United States and of this State, so help me God.


Jeff Martin  
Signature of Officer

Certification of Person Authorized to Administer Oath

State of Texas  
County of Panola

Sworn to and subscribed before me on this 14th day of June, 2024.

(Affix Notary Seal,  
only if oath  
administered by a  
notary.)



Vicki Heinkel  
Signature of Notary Public or  
Signature of Other Person Authorized to Administer An  
Oath

Vicki Heinkel  
Printed or Typed Name

APPROVED 06-18-2024

Rodger G. McLane  
County Judge

*Rodger G. McLane*

**PANOLA COUNTY OFFICIAL / EMPLOYEE REQUEST FOR CONFERENCE**

           **ONLINE**

      /       **IN PERSON**

NAME:           Marissa Harrison          

POSITION:           Communications Officer          

DEPARTMENT:           Panola Co. Sheriff's Office          

DATE:           June 5, 2024          

CONFERENCE:           Basic Peace Officers Course          

LOCATION:           Kilgore College          

DATES:           May 20, 2024           TO           October 18, 2024          

NUMBER OF DAYS OUT OF OFFICE FOR THIS CONFERENCE:           110          

Does this conference meet your educational requirements for the year?           

If not, how much of your requirements will be met by this conference?           

How much of your requirements have been met already, not counting this conference?           

How many days have you been away from your job this year for conferences, not counting this conference?           

Do you have sufficient funds in your budget for this conference?           Yes          

Write a short statement explaining the public purpose that will be met by your attendance at this conference: (continue on the back if necessary.)

          Required for Peace Officer license



APPROVED 06-18-2024

Rodger G. McLane

County Judge

*Rodger G. McLane*

**PANOLA COUNTY OFFICIAL / EMPLOYEE REQUEST FOR CONFERENCE**

           ONLINE

            IN PERSON

NAME:           Casey Jones          

POSITION:           Detention Officer          

DEPARTMENT:           Panola Co. Sheriff's Office          

DATE:           June 5, 2024          

CONFERENCE:           Basic Peace Officer Course          

LOCATION:           Kilgore College          

DATES:           May 20, 2024           TO           October 18, 2024          

NUMBER OF DAYS OUT OF OFFICE FOR THIS CONFERENCE:           110          

Does this conference meet your educational requirements for the year?           

If not, how much of your requirements will be met by this conference?           

How much of your requirements have been met already, not counting this conference?           

How many days have you been away from your job this year for conferences, not counting this conference?           

Do you have sufficient funds in your budget for this conference?           Yes          

Write a short statement explaining the public purpose that will be met by your attendance at this conference: (continue on the back if necessary.)

          Required for Peace Officer license



APPROVED 06-18-2024

Rodger G. McLane  
County Judge

*Rodger G. McLane*

**PANOLA COUNTY OFFICIAL / EMPLOYEE REQUEST FOR CONFERENCE**

\_\_\_\_\_ ONLINE                       IN PERSON

NAME: Ashely Esquivel

POSITION: Communication Officer

DEPARTMENT: Panola County Sheriff's office

DATE: 06/12/2024

CONFERENCE: TCIC / NCIC Full Access

LOCATION: Greg County 101 E. Methuin St Suite 559 Longview TX

DATES: August 5, 2024 to August 7, 2024

NUMBER OF DAYS OUT OF OFFICE FOR THIS CONFERENCE: 3

Does this conference meet your educational requirements for the year? No

If not, how much of your requirements will be met by this conference? 24

How much of your requirements have been met already, not counting this conference? NONE

How many days have you been away from your job this year for conferences, not counting this conference? None

Do you have sufficient funds in your budget for this conference? Yes

Write a short statement explaining the public purpose that will be met by your attendance at this conference: (continue on the back if necessary.)  
Requirement For Basic Telecommunicators license.  
\_\_\_\_\_  
\_\_\_\_\_  
\_\_\_\_\_